



"This budget will raise more revenue from property taxes than last year's budget by an amount of \$320,039 which is a 1.37 percent increase from last year's budget. The property tax revenue to be raised from new property added to the tax roll this year is \$647,916.

	Tax Year 2021 FY2022	Tax Year 2022 FY2023
No New Revenue Tax Rate	.350509 / 100 assessed value	.292678 / 100 assessed value
No New Revenue M&O Tax Rate	.205416 / 100 assessed value	.169977 / 100 assessed value
Voter Approval Tax Rate	.365301 / 100 assessed value	.299109 / 100 assessed value
Debt Rate	.164584 / 100 assessed value	.120583 / 100 assessed value

Total City Debt Obligations Secured by a Tax Rate: \$99,450,000



City of Rockwall  
*The New Horizon*

August 19, 2022

Mayor Kevin Fowler  
Members of the Rockwall City Council  
City of Rockwall, Texas

Mayor Fowler and Councilmembers:

The following pages outline the Proposed Budget for the City of Rockwall for the upcoming fiscal year, October 1, 2022 to September 30, 2023. The budget includes the revenues and expenses the City anticipates over the next year, and has been prepared in conformity with the City Charter requirements and our conservative approach to preparing the annual operating budget.

As in years past, the City aims to provide exceptional services and the resources to accommodate the rapid growth of our community, while also maintaining a low tax rate relative to our surrounding communities. City staff has compiled this budget in accordance with fiscally conservative principles, while remaining cognizant of the needs of our community.

The local economy has been strong with significant growth in revenues well ahead of projections made this time last year. The City's financial condition is strong and continuing to further improve. The sales tax revenue is the highest in the City's history, exceeding our budget projections by 9.52% fiscal year-to-date. This growth is due in part to changes in the way online purchases are taxed and distributed to the taxing entities as well as exceptional growth in all sectors of the economy in this city, region, and state. We remain a regional shopping destination and our residents continue to support our local merchants.

The City's strong financial position going into FY2023 allows staff to continue to provide residents and businesses with outstanding public safety and top-notch parks amenities while focusing on the continual updating of our facilities and street maintenance needs.

## **Adopted Tax Rate**

This budget proposes a tax rate of 29.2678 cents per hundred dollars of assessed value. This is a decrease of 5.7 cents from the previous fiscal year. The decreased tax rate represents the City's efforts to maintain a low tax rate, while maximizing the benefits provided to residents and businesses within the City. Of this tax rate, approximately 59% will be dedicated to operations and maintenance in the General Fund, and 41% will be allocated to debt service.

State legislatures added new terminology and modifications to the process for tax rate calculations. The No New Revenue Rate ("NNR") is the rate that keeps tax revenues from existing properties the same as the preceding year. The estimated NNR rate for the upcoming fiscal year is 29.2678 cents per hundred dollars of assessed value. The Voter Approved Tax Rate ("VAR") allows for a 3.5% increase in tax revenue as the highest rate a council can impose without prior approval by voters. However, cities may add any portion of the unused VAR for a fiscal year to the VAR of the following year. This privilege extends for up to three years but has not been something we have had to pursue.

The average taxable value for a single-family home is \$362,742. This is an increase of 13.1% from the previous year's average of \$320,180. With a property tax rate of 29.2678 cents, the municipal tax paid on the average single-family home will be \$1,061. This is a decrease of \$60 from the previous year's average taxes.

*Following discussion at the Council worksession held on August 25, 2022 the proposed tax rate will be 29.25 cents per hundred dollars of assessed value. This is a 5.75 cent reduction from the previous fiscal year.*

## **Proposed General Fund Expenditures**

The General Fund accounts for any expenditures related to traditional government services, such as Administration, Public Safety, Parks and Recreation, Engineering, and Municipal Court. Revenues supporting the General Fund are generated from sources such as sales tax, franchise fees, building permit fees, ad valorem property taxes, and the SAFER grant revenue.

General fund revenues for this fiscal year total \$49,156,400, an increase of 10.35% from the prior budget. The sales tax rate remains at 8.25%, the maximum allowed by state law. Of that amount, 1.5% is allocated to the City's general fund and 0.5% to the economic development corporation. With this rate, the City is projected to generate \$25,800,000 in sales tax revenue for the general fund, which is the same as the amended sales tax budget for fiscal year 2022. After double digit increases 9 of the last 12 months staff simply could not get comfortable budgeting for an increase in this important revenue source. Projecting flat revenues remains the most conservative approach.

Operating expenditures in the general fund total \$48,298,200, a 6.3% increase from the prior year budget. The available ending fund balance for fiscal year 2021 is projected to be \$30,704,456, leaving 215 days or 7.5 months of expenditures in reserve. The City's policy allows for reserves in excess of 3.5 months of recurring expenditures be available for use to fund capital projects, capital equipment, or other one-time purchases. This year's budget reserve is solidly within the

City's overall policy. Reserves of this size will allow the City to build capital projects such as a new fire station from reserves rather than paying debt service.

The following points outline the financial commitments and priorities of the General Fund for the upcoming fiscal year.

The single largest expense a service organization such as a City has is the compensation of our employees. The economic conditions that we are enduring with record high inflation has a significant impact on our employees and our ability to retain them. We have employees who drive significant distances and bear the extra cost of fuel in their daily commutes. Many of these employees have been with us for years and we do not want to lose their knowledge and experience. With that thought in mind, the department heads were asked to be very deliberate in their requests for new projects in FY2023 so that the focus could be on enhancing our compensation plan. The following budget document will appear lean in terms of new positions and equipment but attempts to make our best effort at retaining our workforce and attracting new employees as we have several difficult to fill positions – not just in Police but predominately in Public Works.

In preparing the proposed budget, we surveyed our market cities and several have very aggressively increased their compensation plans and are proposing significant additional salary increases in the coming year. To keep up with our market and go a step further to acknowledge the 2023 increases we are proposing aggressive market adjustments to our compensation plan.

Police Officers	10%	Market adjustment
Police Sergeants	7%	Market adjustment
Police Lieutenants	6%	Market adjustment
Firefighters	7%	Market adjustment
Fire Drivers	8.5%	Market adjustment
Fire Captains	6%	Market adjustment
Communication Dispatchers	11.25%	Market adjustment
Non-sworn city employees	6.25%	Market adjustment

These market adjustments are in addition to the city's merit based pay system which includes step raises and top-out pay for good performance throughout the year.

- Administration: A director level position is being added to allow for a reorganization of duties that are being managed by the City Manager and Assistant City Manager but need more day-to-day attention than we can provide. The restructuring is being evaluated and will be discussed with Council in future months. The position will not be filled until this evaluation is completed.
- Fire: The addition of three firefighters is proposed in FY2023 to continue to grow the department staffing working toward four firefighters per station per shift.
- Police: The fiscal year 2023 budget includes four new positions in the Police Department including two Patrol Officers, an SRO, and the reinstatement of a Communication Manager position.
- Facility Maintenance: The proposed budget allocates funds to further upgrade the Municipal Service Center. Phase 2 of the moisture repair work will continue at City Hall,

and we will add a generator at the new PD South office as it is now the home of our backup data center.

- Major Equipment Purchases: As mentioned previously, City policy provides that reserves in excess of 3.5 months of recurring operating expenditures may be used for capital purchases. A list is included behind this transmittal.

While the proposed budget accounts for the most-anticipated needs of each department, revenue patterns and expenditures are monitored throughout the budget period to allow for spending adjustments where needed.

### **Water and Sewer Fund**

The City anticipates entering FY23 with \$13,023,605 in the Water and Wastewater Fund's working capital balance. Revenues are expected to be \$38,030,200, with \$38,041,700 in expected expenses.

The Fund's balance allows for 132 days of reserve for operating expenses. This is well ahead of the City's policy of 60 days of working capital in reserve. The balance allows funding for maintenance and future projects to ensure that the City's infrastructure continues to support the Water and Wastewater needs of residents.

The most notable Water and Wastewater expense in the proposed budget are attributable to unfunded federal mandates. In Water Operations, the EPA is requiring water systems to inspect water mains and service lines on private property to catalog the presence of lead pipes. This will then lead to the development of a lead service line replacement plan. We do not expect to find many but will have to inspect every property in the City. This is an unfunded federal requirement that will approach \$400,000 over a two-year period. Also in Water Operations, we need to install a chlorine injection system to be able to respond to low chlorine levels at our delivery points. This will greatly reduce the need to empty one of the water towers and refill it on somewhat regular basis in the summer months but costs about \$180,000.

Sewer Operations includes \$300,000 for wastewater monitoring which is required by another EPA program and is to be performed every five years. The largest increases in the Sewer Operations budget though is attributable to the debt service for the interceptor line that carries wastewater from Rockwall to Mesquite. The South sewer treatment plant is aging and requires some capital upgrades to keep it operating a few more years. We intend to close both the Squabble and Buffalo treatment plants when the capacity in the interceptor line increases sufficiently to allow all wastewater to go to the Mesquite plant.

### **Recreation Development Fund**

The Recreation Development Fund is financed by fees from recreation programs and concession agreements with the marinas, which operate in the takeline. The funds are used to support the creation of new parks and recreation programs and enhancement of parks amenities. In FY2022, the project to replace the aging Kidzone with a new and improved version is nearing completion. The proposed budget includes funds for shade structures at numerous playgrounds, lighting replacement at Tuttle ballfields and rehab work on the Myers Pickleball Courts and a few basketball courts. New furniture at the Center is proposed as well.

## **Hotel Occupancy Tax Fund**

The Hotel Occupancy Tax Fund is financed by a 7% tax on hotel rooms and short-term rentals within the City. The funds from this tax are used to support projects promoting the tourism industry and marketing the city as a leisure destination.

Fund revenues for FY23 are expected to be more than \$1,000,000. The reserves are projected to exceed \$1,336,211 at the end of FY22. Hotel occupancies have been stronger this year and the associated tax revenue proves the point. The area hotels were hard hit by the decline in travel due to COVID but have all rebounded. Area organizations have submitted funding applications, which will be reviewed by the HOT subcommittee with their recommendation for funding presented to the Council in September.

## **Risk Management**

The Human Resources department monitors the City's risk management function and they focus on workforce safety training and risk mitigation efforts on the worker safety component. The effort to monitor the liability claims has been managed within the departments themselves. HR was tasked in FY2022 with more oversight of that area as well. Unfortunately, staffing vacancies and recruiting efforts across departments has hindered that effort. This is a must-do project for FY2023 as we have seen large increases in auto accidents and the associated claims that have caused significant increases in premiums, vehicle out of service times, and the inability to replace totaled vehicles. We simply cannot continue this upward trend. Auto Damage coverage has increased by 24%.

Property and Liability Insurance rates have increased dramatically due to our claims experience combined with the increasing cost of repair parts. Property insurance premiums have increased by 31%, and liability premiums have increased by 26%. An enhanced focus on worker safety and additional driver training for those entrusted with the operation of city owned vehicles is needed to reverse this trend.

## **Conclusion**

The above sections highlight the major portions of the FY23 proposed budget. The department directors provided their insight and subject matter expertise into the development of this budget. Their support in the completion of this lengthy project cannot be overstated. The Finance Department staff including Misty Farris and Lea Ann Ewing worked many hours to prepare the presentation format of the budget and their efforts must be recognized both in the budget setting process and throughout the year to assist the departments in managing their budgets. City staff and directors look forward to working with the Council in further development, approval, and implementation of this budget.

Respectfully submitted,



Mary Smith

City Manager

**City of Rockwall**  
**2022-2023 Proposed Budget**  
**Capital Requests and New Programs**  
**from General Fund Reserves**

<u>Department</u>	<u>Item/Description</u>	<u>Budget</u>
Internal Operations	Service Center Remodel Phase II	424,250
	City Hall Moisture Barriers Phase II	88,800
	City Hall Lobby Floor	33,500
	PD South Generator	215,650
	Office Furniture	24,000
	Replace (2) trucks	86,500
Fire Operations	Replace A.C. Vehicle	60,000
	SCBA Filling Station Grant Match	50,000
Fire Marshal	Replace (2) Inspector Trucks	110,650
Police	Patrol Vehicles	660,000
	Outer Vest Carriers	60,000
	Replace Covert Vehicle	33,000
	Furniture for PD South	63,200
Community Services	Vehicle Replacements	111,000
Parks	Replace crew truck	60,000
	New Maintenance Shop	125,000
Engineering	Replace (2) Inspector Trucks	70,000
Streets	Electrical service to new structures	95,000
	Replace Manager's SUV	48,500
		\$ 2,419,050

# DEBT SERVICE





City of Rockwall  
*The New Horizon*

## MEMORANDUM

---

**TO:** Mayor and Council Members  
**FROM:** Mary Smith, City Manager  
**DATE:** August 19, 2022 Updated 8/26/2022  
**SUBJECT:** Ad Valorem Taxes

---

The certified assessed value is \$8,300,009,655 and includes senior values of \$927,913,848 and new improvements of \$221,375,184. The certified value reflects an increase of 20.6% over the prior year of which 3.21% is from new values.

A tax rate of 29.2678 cents per hundred dollars of assessed value was used to prepare the 2022-23 Proposed Annual Budget. Following the Council work session the proposed rate has been lowered to 29.25 cents per hundred dollars of assessed value.

The City's debt service rate is calculated to be 12.05 cents and the proposed operations rate would be 17.2178 cents (updated to 17.20 cents) for a proposed combined rate of 29.2678 cents (now 29.25 cents )per hundred dollars of assessed value. A penny on the tax rate generates \$737,196. Our No New Revenue Tax Rate is 29.2678 cents and the Voter Approval Rate is 29.9109 cents.

*No New Revenue Rate (formerly known as the Effective Rate)* – is the rate needed to collect the same tax dollars as FY22.

*Voter Approval Rate* – is the rate above which the City would need to hold an election to ratify the tax rate. The legislature allows up to 3.5% increase in revenue for maintenance and operations. Anything over that amount requires an election. This was formerly known as the Rollback Rate.

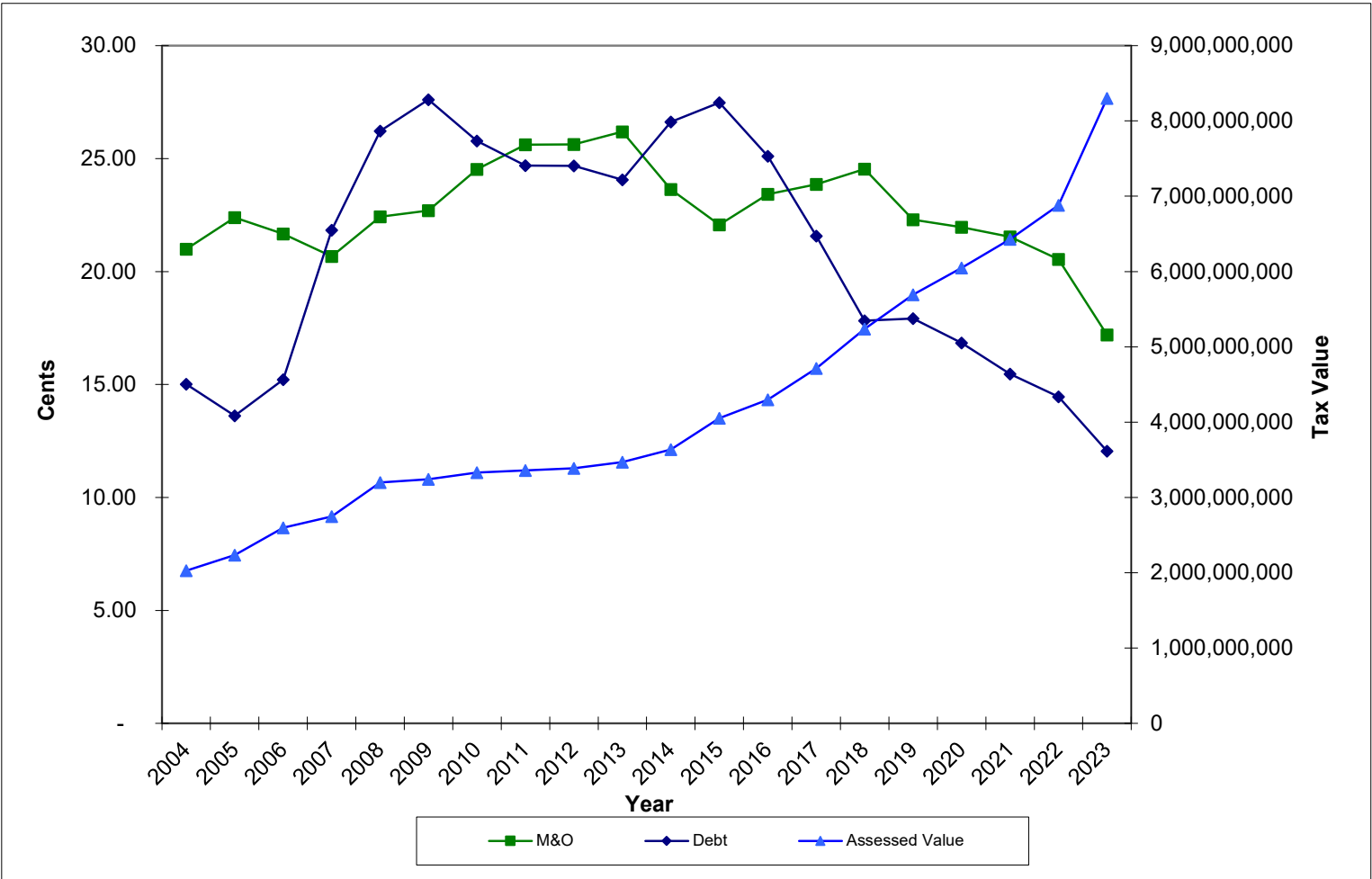
### **Public Hearings and Rate Adoption**

The Truth in Taxation procedures requires one public hearing if the tax rate increases revenue by an amount over the amount calculated as the No New Revenue rate. The proposed tax rate of 29.2678 cents does not require tax rate public hearings.

The City Charter requires a public hearing on the proposed budget, which can be conducted at the September 6th Council meeting and will be advertised as such. Adoption of the tax rate and budget will be included on the September 19th Council agenda.

### Historical Tax Information

Fiscal Year	Assessed Value	% inc	M&O	Debt	Total	Collection Rate	NNR Rate	Voter Approval Rate
2004	2,026,950,896	6.87%	20.99	15.01	36.00	99.32%	35.22	37.79
2005	2,234,955,112	10.26%	22.39	13.61	36.00	99.48%	34.18	36.05
2006	2,597,246,702	16.21%	21.67	15.22	36.89	98.48%	35.05	40.18
2007	2,748,347,498	5.82%	20.67	21.83	42.50	99.30%	34.72	44.18
2008	3,197,045,052	16.33%	22.43	26.22	48.65	99.60%	40.59	48.72
2009	3,242,344,081	1.42%	22.70	27.61	50.31	99.49%	47.88	52.32
2010	3,329,794,624	2.70%	24.53	25.78	50.31	99.45%	51.36	51.22
2011	3,357,317,663	0.83%	25.62	24.69	50.31	100.94%	51.86	52.64
2012	3,387,038,427	0.89%	25.63	24.68	50.31	99.72%	51.28	53.14
2013	3,467,380,383	2.37%	26.19	24.06	50.25	99.58%	50.25	52.64
2014	3,637,881,664	4.92%	23.63	26.62	50.25	99.43%	51.3700	55.0200
2015	4,050,756,693	11.35%	22.07	27.48	49.55	99.44%	49.5500	51.9800
2016	4,297,271,069	6.09%	23.42	25.11	48.53	99.56%	48.5300	49.3800
2017	4,714,674,107	9.71%	23.86	21.57	45.43	99.40%	45.4345	45.4373
2018	5,238,256,063	11.11%	24.54	17.82	42.36	99.86%	42.3671	42.3729
2019	5,693,209,277	8.69%	22.29	17.92	40.21	99.85%	40.2197	43.8897
2020	6,048,494,054	6.24%	21.9590	16.84	38.7990	99.72%	38.7990	40.8528
2021	6,429,002,080	12.92%	21.5400	15.46	37.0000	99.32%	37.3302	37.3910
2022	6,882,070,760	7.05%	20.5416	14.4584	35.0000	99.14%	35.3611	36.5161
2023	8,300,009,655	20.60%	17.2000	12.05	29.2500	98.00%	29.2678	29.9109



## SUMMARY OF OPERATIONS

**Fund**  
04 Debt Service

	Actual 20-21	Budgeted 21-22	Amended 21-22	Proposed 22-23
Total Revenues	10,390,682	10,015,400	10,366,600	10,241,582
Total Expenditures	8,314,309	10,361,300	10,361,300	10,638,550
Excess Revenues Over (Under) Expenditures	2,076,373	(345,900)	5,300	(396,968)
Net Other Financing Sources (Uses)	-	-	-	-
Net Gain (Loss)	2,076,373	(345,900)	5,300	(396,968)
Fund Balance - Beginning	5,269,444	4,561,345	7,345,817	7,351,117
Fund Balance - Ending	7,345,817	4,215,445	7,351,117	6,954,149

## SUMMARY OF REVENUES

**Fund**  
04 Debt Service

Account	Description	Actual 20-21	Budgeted 21-22	Amended 21-22	Proposed 22-23
4001	Interest Earnings	5,469	30,000	30,000	30,000
4100	Current Taxes	9,688,798	9,515,400	9,741,600	9,741,582
4105	Delinquent Taxes	65,672	70,000	70,000	70,000
4110	Penalty & Interest	47,342	50,000	50,000	50,000
4674	Roadway Impact Fees	583,401	350,000	475,000	350,000
<b>Total Revenues</b>		<b>10,390,682</b>	<b>10,015,400</b>	<b>10,366,600</b>	<b>10,241,582</b>

## SUMMARY OF EXPENDITURES

**Fund**

04 Debt Service

	Actual 20-21	Budgeted 21-22	Amended 21-22	Proposed 22-23
Debt Service	8,314,309	10,361,300	10,361,300	10,638,550
<b>Total Expenditures</b>	<b>8,314,309</b>	<b>10,361,300</b>	<b>10,361,300</b>	<b>10,638,550</b>

## LONG TERM DEBT

<b>Fund</b>	<b>Department</b>	<b>Division</b>
04 Debt Service	90 Finance	11 Long Term Debt

Account	Description	Actual 20-21	Budgeted 21-22	Amended 21-22	Proposed 22-23
750	Admin. Fees	12,800	12,000	12,000	12,000
752	Bonds - Principal	5,025,000	6,369,500	6,369,500	6,799,500
754	Bonds - Interest	2,443,944	3,146,100	3,146,100	2,992,700
768	Certificates - Principal	590,000	615,000	615,000	640,000
770	Certificates - Interest	242,565	218,700	218,700	194,350
<b>Total Debt Service</b>		<b>8,314,309</b>	<b>10,361,300</b>	<b>10,361,300</b>	<b>10,638,550</b>



City of Rockwall  
*The New Horizon*

## MEMORANDUM

---

**TO:** Mayor and Council Members

**FROM:** Mary Smith, City Manager

**DATE:** August 19, 2022

**SUBJECT:** Harbor Debt Analysis

---

The Appraisal District has reported the certified assessed values in the Harbor TIF Zone. Valuations totaled \$185,156,600, resulting in a captured value of \$169,844,150. This is a valuation increase of 42.82%. Taxes on the captured value are revenues to the Zone. The City has committed 100% of taxes on the captured value to the TIF. City property taxes to the Zone should total \$492,550.

100% of the City's sales tax generated in the TIF is revenue to the zone. Sales taxes in the TIF were down in FY2020 and FY2021 but have recovered this fiscal year. For FY2022 we expect to end with a 38.6% increase over the prior year bringing us back to FY2019 levels. Sales taxes projections for fiscal year 2023 will be held flat compared to FY2022 to be conservative.

## SUMMARY OF OPERATIONS

**Fund**

05 Harbor Debt Service

	Actual 20-21	Budgeted 21-22	Amended 21-22	Proposed 22-23
Total Revenues	744,203	728,600	746,600	847,550
Total Expenditures	757,994	725,000	725,000	830,000
Excess Revenues Over (Under) Expenditures	(13,791)	3,600	21,600	17,550
Net Other Financing Sources (Uses)	-	-	-	-
Net Gain (Loss)	(13,791)	3,600	21,600	17,550
Fund Balance - Beginning	133,040	28,590	119,249	140,849
Fund Balance - Ending	119,249	32,190	140,849	158,399



## SUMMARY OF REVENUES

**Fund**

05 Harbor Debt Service

Account	Description	Actual 20-21	Budgeted 21-22	Amended 21-22	Proposed 22-23
4100	Current Taxes	423,062	391,550	391,550	492,550
4105	Delinquent Taxes	-	-	-	-
4150	Sales Taxes	222,776	275,000	293,000	300,000
4155	Beverage Sales Taxes	65,903	48,000	48,000	55,000
4680	Developers Contribution	32,462	14,050	14,050	-
<b>Total Revenues</b>		<b>744,203</b>	<b>728,600</b>	<b>746,600</b>	<b>847,550</b>

## SUMMARY OF EXPENDITURES

**Fund**

05 Harbor Debt Service

	Actual 20-21	Budgeted 21-22	Amended 21-22	Proposed 22-23
Debt Service	950,973	725,000	725,000	830,000
<b>Total Expenditures</b>	<b>757,994</b>	<b>725,000</b>	<b>725,000</b>	<b>830,000</b>

## LONG TERM DEBT

**Fund**

05 Harbor Debt Service

Account	Description	Actual 20-21	Budgeted 21-22	Amended 21-22	Proposed 22-23
768	Certificates - Principal	590,000	550,000	550,000	655,000
770	Certificates - Interest	167,994	175,000	175,000	175,000
<b>Total Debt Service</b>		<b>757,994</b>	<b>725,000</b>	<b>725,000</b>	<b>830,000</b>

# GENERAL FUND

## SUMMARY OF OPERATIONS

**Fund**

01 General

	Actual 20-21	Budgeted 21-22	Amended 21-22	Adopted 22-23
Total Revenues	53,403,864	44,545,650	51,282,400	49,142,900
Total Operating Expenditures	36,729,946	44,643,500	45,678,450	45,879,150
Capital Reserve Expenditures	-	794,100	1,599,100	2,419,050
Excess Revenues Over (Under) Expenditures	16,673,918	(891,950)	4,004,850	844,700
Net Other Financing Sources (Uses)	(2,593,350)	(3,749,500)	(4,036,500)	(3,000,450)
Net Gain (Loss)	14,080,568	(4,641,450)	(31,650)	(2,155,750)
Fund Balance - Beginning	16,655,538	14,057,403	30,736,106	30,704,456
Fund Balance - Ending	30,736,106	9,415,953	30,704,456	28,548,706

## SUMMARY OF REVENUES

**Fund**

01 General

Account	Description	Actual 20-21	Budgeted 21-22	Amended 21-22	Adopted 22-23
4100	Current Taxes	13,498,845	13,388,800	13,388,800	13,897,350
4105	Delinquent Taxes	82,909	80,000	80,000	80,000
4110	Penalty & Interest	62,845	60,000	60,000	60,000
<b>Total Property Taxes</b>		<b>13,644,599</b>	<b>13,528,800</b>	<b>13,528,800</b>	<b>14,037,350</b>
4150	Sales Taxes	23,561,022	22,700,000	25,800,000	25,800,000
4155	Beverage Taxes	321,760	200,000	200,000	200,000
4160	Sales Tax Rebate	(731)	-	-	-
<b>Total Sales Taxes</b>		<b>23,882,050</b>	<b>22,900,000</b>	<b>26,000,000</b>	<b>26,000,000</b>
4201	Electrical Franchise	2,010,039	1,960,000	2,045,000	2,065,000
4203	Telephone Franchise	92,234	95,000	70,000	70,000
4205	Gas Franchise	503,312	500,000	706,000	650,000
4207	Cable TV Franchise	269,640	295,000	295,000	295,000
4209	Garbage Franchise	369,728	350,000	360,000	360,000
<b>Total Franchise Fees</b>		<b>3,244,952</b>	<b>3,200,000</b>	<b>3,476,000</b>	<b>3,440,000</b>
4250	Park & Recreation Fees	48,853	15,000	27,000	18,000
4251	Municipal Pool Fees	11,120	22,000	22,000	22,000
4253	Center Rentals	28,529	10,000	21,000	15,000
4255	Harbor Rentals	2,800	1,000	1,000	1,000
4270	Code Enforcement Fees	31,444	10,000	52,150	15,000
4280	Zoning Request Fees	81,060	50,000	88,000	75,000
4283	Construction Inspection	470,881	500,000	1,302,850	500,000
4295	Fire - Plans	5,950	4,500	4,500	4,500
<b>Total Fees</b>		<b>680,637</b>	<b>612,500</b>	<b>1,518,500</b>	<b>650,500</b>

## SUMMARY OF REVENUES

**Fund**

01 General

Account	Description	Actual 20-21	Budgeted 21-22	Amended 21-22	Adopted 22-23
4300	Building Permits	1,486,636	1,150,000	1,150,000	1,150,000
4302	Fence Permits	24,149	20,000	20,000	20,000
4304	Electrical Permits	34,498	25,000	42,000	25,000
4306	Plumbing Permits	62,441	50,000	50,000	50,000
4308	Mechanical Permits	34,430	55,000	30,000	55,000
4310	Daycare Center Permits	2,890	5,500	5,500	5,500
4312	Health Permits	108,789	132,000	120,000	132,000
4314	Sign Permits	14,025	20,000	20,000	20,000
4288	Beverage Permits	-	15,000	15,000	15,000
4320	Miscellaneous Permits	76,322	50,000	94,000	65,000
<b>Total Permits</b>		<b>1,844,180</b>	<b>1,522,500</b>	<b>1,546,500</b>	<b>1,537,500</b>
4400	Court Fines	251,339	250,000	250,000	275,000
4402	Court Fees	65,027	50,000	50,000	60,000
4404	Warrant Fees	31,103	30,000	25,000	30,000
4406	Court Deferral Fees	103,893	80,000	80,000	90,000
4408	Animal Registration Fees	3,770	5,000	5,000	5,000
4414	Alarm Fees and Fines	54,356	59,000	59,000	62,000
<b>Total Municipal Court</b>		<b>509,488</b>	<b>474,000</b>	<b>469,000</b>	<b>522,000</b>
4001	Interest Earnings	-	50,000	50,000	50,000
4007	Sale of Supplies	178	500	500	500
4010	Auction/Scrap Proceeds	110,499	20,000	20,000	20,000
4019	Miscellaneous	40,364	20,000	215,000	30,000
4450	Land Sales	12,482	-	-	-
4480	Tower Leases	24,644	25,000	25,000	25,000
4680	Developer Contributions	10,000	30,000	30,000	30,000
<b>Total Miscellaneous</b>		<b>198,167</b>	<b>145,500</b>	<b>340,500</b>	<b>155,500</b>
4500	Grant Proceeds	8,169,046	1,013,850	3,244,450	1,463,150
4510	School Patrol	621,891	621,850	632,000	741,200
4520	County Contracts	240	1,000	1,000	1,000
4530	City Contracts	608,614	525,650	525,650	594,700
<b>Total Intergovernmental</b>		<b>9,399,791</b>	<b>2,162,350</b>	<b>4,403,100</b>	<b>2,800,050</b>
<b>Total Revenues</b>		<b>53,403,864</b>	<b>44,545,650</b>	<b>51,282,400</b>	<b>49,142,900</b>

## SUMMARY OF OPERATING TRANSFERS

**Fund**  
01 General

	Actual 20-21	Budgeted 21-22	Amended 21-22	Adopted 22-23
Other Financing Sources				
Operating Transfers In:				
From Water & Sewer	300,000	300,000	300,000	300,000
<b>Total Other Financing Sources</b>	<b>300,000</b>	<b>300,000</b>	<b>300,000</b>	<b>300,000</b>
Other Financing Uses				
Operating Transfers Out:				
To Rec. Dev. Fund	-	800,000	837,000	-
To Employee Benefit Fund (Ins.)	2,250,000	2,750,000	2,750,000	2,750,000
To Workers Compensation Fund	180,000	200,000	200,000	225,000
To Tech. Replacement Fund	213,350	299,500	299,500	325,450
To Vehicle Replacement Fund	250,000	-	250,000	-
<b>Total Other Financing Uses</b>	<b>2,893,350</b>	<b>4,049,500</b>	<b>4,336,500</b>	<b>3,300,450</b>
Less Capital Reserve	-	-	-	-
<b>Net Other Financing Sources (Uses)</b>	<b>(2,593,350)</b>	<b>(3,749,500)</b>	<b>(4,036,500)</b>	<b>(3,000,450)</b>



## SUMMARY OF EXPENDITURES

**Fund**

01 General

Dept.	Div.		Actual 20-21	Budgeted 21-22	Amended 21-22	Adopted 22-23
10	01	Mayor/Council	111,916	125,550	125,550	147,850
10	05	Administration	2,076,611	2,019,250	2,029,250	2,308,150
10	06	Administrative Services	438,896	495,600	495,600	473,050
10	07	Information Technology	-	998,800	1,232,750	1,140,650
10	09	Internal Operations	2,670,075	2,867,600	3,545,950	2,774,000
15	11	Finance	705,939	1,048,250	1,048,250	1,146,200
15	15	Municipal Court	412,238	500,500	500,500	526,150
20	25	Fire Operations	5,521,267	6,172,200	6,271,200	7,313,650
20	29	Fire Marshal	668,320	772,200	778,200	887,550
30	31	Police Administration	1,275,359	1,561,250	1,646,250	1,657,550
30	32	Communications	1,295,684	1,465,000	1,465,000	1,738,500
30	33	Patrol	6,020,385	7,015,150	7,631,350	8,171,750
30	34	CID	1,576,277	2,203,000	2,205,000	2,316,450
30	35	Community Services	1,454,344	1,756,750	1,783,750	2,146,750
30	36	Warrants	239,033	259,050	259,050	282,250
30	37	Records	515,678	338,500	338,500	357,350
40	41	Planning	809,351	852,200	852,200	957,800
40	42	Neighborhood Improv.	534,731	588,600	588,600	600,500
40	43	Building Inspections	802,984	781,500	861,000	955,800
45	45	Parks	2,958,969	3,265,750	3,313,250	3,657,550
45	46	Harbor O&M	466,901	640,300	641,800	627,000
45	47	Recreation	903,706	1,174,400	1,174,400	1,181,500
45	48	Animal Services	682,671	739,700	658,650	650,700
50	53	Engineering	986,792	1,290,350	1,300,350	1,317,900
50	59	Streets	3,601,819	6,506,150	6,531,150	4,961,600
			36,729,946	45,437,600	47,277,550	48,298,200
Less Capital Reserve			-	794,100	1,599,100	2,419,050
<b>Total Operating Expenditures</b>			<b>36,729,946</b>	<b>44,643,500</b>	<b>45,678,450</b>	<b>45,879,150</b>

# GENERAL GOVT.

## DIVISION SUMMARY

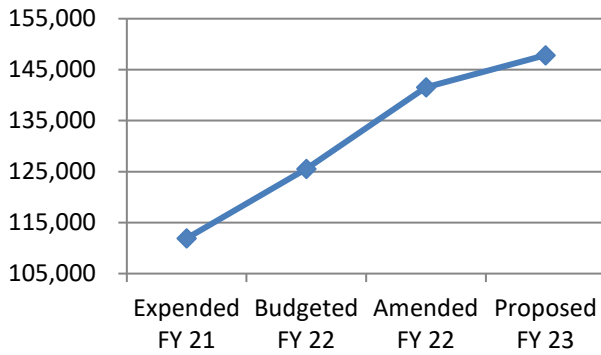
<b>Fund</b>	<b>Department</b>	<b>Division</b>
01 General	10 General Government	01 Mayor/Council

### Expenditure Summary

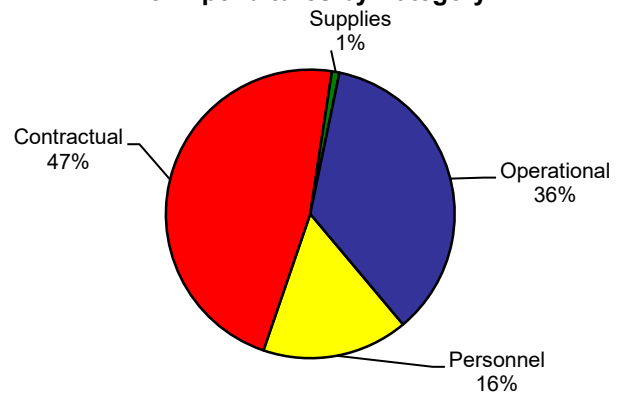
	Actual 20-21	Budgeted 21-22	Amended 21-22	Proposed 22-23
Personnel	24,221	24,200	24,200	24,200
Contractual	37,524	42,100	58,100	69,700
Supplies	1,568	1,250	1,250	1,250
Operational	48,602	58,000	58,000	52,700
<b>Total</b>	<b>111,916</b>	<b>125,550</b>	<b>141,550</b>	<b>147,850</b>

### Activity Trends

**Financial History**



**FY 23 Expenditures by Category**



<b>Fund</b>	<b>Department</b>	<b>Division</b>
01 General Fund	10 General Government	01 Mayor/Council

<b>G/L Account</b>	<b>2021 Actual Amount</b>	<b>2022 Adopted Budget</b>	<b>2022 Amended Budget</b>	<b>2023 City Manager Approved</b>
--------------------	-----------------------------------	------------------------------------	------------------------------------	---

*PERSONNEL SERVICES*

101 SALARIES & WAGES-SUPERVISOR	22,500	22,500	22,500	22,500
120 FICA & MEDICARE EXPENSE	1,721	1,700	1,700	1,700
<i>PERSONNEL SERVICES Totals</i>	24,221	24,200	24,200	24,200

*CONTRACTUAL*

221 INSURANCE-PUBLIC OFFICIAL	34,233	38,750	54,750	66,350
231 SERVICE MAINTENANCE CONTRACTS	3,291	3,350	3,350	3,350
<i>CONTRACTUAL Totals</i>	37,524	42,100	58,100	69,700

*SUPPLIES*

310 PRINTING & BINDING	187	500	500	500
347 GENERAL MAINTENANCE SUPPLIES	1,381	750	750	750
<i>SUPPLIES Totals</i>	1,568	1,250	1,250	1,250

*OPERATIONS*

402 YOUTH ADVISORY COUNCIL	946	3,000	3,000	3,000
404 ELECTION EXPENSES	9,457	10,500	10,500	10,500
410 DUES & SUBSCRIPTIONS	14,318	14,500	14,500	9,200
420 AWARDS	12,142	10,000	10,000	10,000
428 MEETING EXPENSES	3,035	3,000	3,000	3,000
430 TUITION & TRAINING	3,970	3,000	3,000	3,000
436 TRAVEL	4,734	14,000	14,000	14,000
<i>OPERATIONS Totals</i>	48,602	58,000	58,000	52,700

<b>MAYOR/COUNCIL Totals</b>	<b>111,916</b>	<b>125,550</b>	<b>141,550</b>	<b>147,850</b>
-----------------------------	----------------	----------------	----------------	----------------

## DIVISION SUMMARY

<b>Fund</b>	<b>Department</b>	<b>Division</b>
01 General	10 General Government	05 Administration

### Expenditure Summary

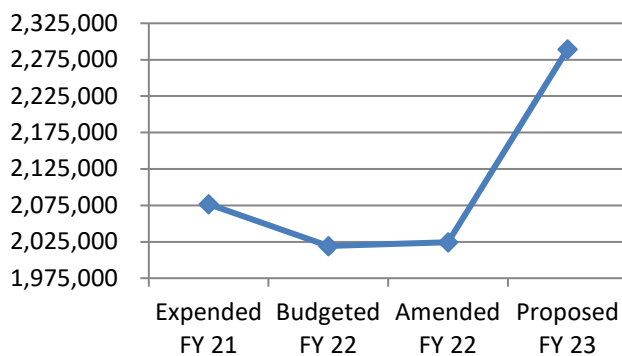
	Actual 20-21	Budgeted 21-22	Amended 21-22	Proposed 22-23
Personnel	1,199,495	1,025,550	1,030,550	1,255,800
Contractual	802,226	895,150	895,150	946,800
Supplies	17,860	19,500	19,500	19,500
Operational	52,042	70,750	70,750	59,000
Utilities	4,988	8,300	8,300	8,300
<b>Total</b>	<b>2,076,611</b>	<b>2,019,250</b>	<b>2,024,250</b>	<b>2,289,400</b>

### Personnel Schedule

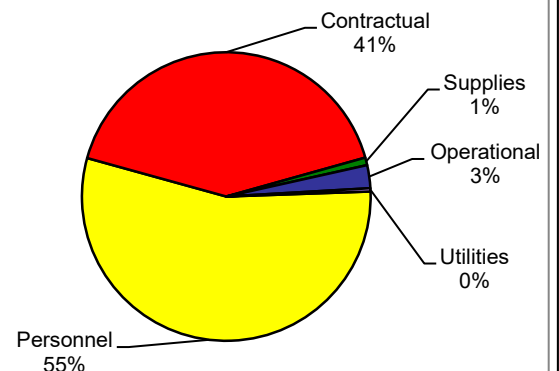
Position	Classification	FY 22 Approved	FY 23 Proposed
City Manager	-	1	1
Assistant City Manager	-	1	1
Director of Administrative Services	-	-	1
City Secretary / Assistant to the City Manager	29	1	1
Main Street / Community Relations Manager	22	1	1
PIO / Marketing Manager	22	1	1
Executive Secretary	18	1	1
Assistant to the City Secretary	15	1	1

### Activity Trends

**Financial History**



**FY 23 Expenditures by Category**



Fund	Department	Division
01 General Fund	10 General Government	05 Administration

G/L Account	2021 Actual Amount	2022 Adopted Budget	2022 Amended Budget	2023 City Manager Approved
-------------	--------------------------	---------------------------	---------------------------	----------------------------------

*PERSONNEL SERVICES*

101 SALARIES & WAGES-SUPERVISOR	639,304	402,000	402,000	569,250
---------------------------------	---------	---------	---------	---------

<b>Notes:</b>	Admin Services Director Position
Create a Director of Administrative Services position to allow a restructuring of the organization. While the exact assignments and structure are being worked out - this position will allow us to put more focus on certain internal services as well as areas managed within Administration which would benefit from a stronger focus.	
Salary commensurate with Director level pay \$145000.	
<b>CITY MANAGER'S COMMENTS: Approved</b>	

104 SALARIES & WAGES-CLERICAL	315,084	412,750	417,750	431,350
109 SALARIES & WAGES-OVERTIME	-	300	300	300
113 EDUCATION/CERTIFICATE PAY	600	600	600	600
114 LONGEVITY PAY	7,475	5,650	5,650	6,250
120 FICA & MEDICARE EXPENSE	58,883	57,750	57,750	68,450
122 T.M.R.S. RETIREMENT EXPENSE	178,149	146,500	146,500	179,600

<i>PERSONNEL SERVICES Totals</i>	<u>1,199,495</u>	<u>1,025,550</u>	<u>1,030,550</u>	<u>1,255,800</u>
----------------------------------	------------------	------------------	------------------	------------------

*CONTRACTUAL*

207 APPRAISAL & COLLECTION	291,386	297,350	297,350	301,500
208 EMERGENCY SERVICES CORP	66,241	66,250	66,250	96,100

<b>Notes:</b>	E.S. Corp Contracts
\$82,141 Emergency Management	
3,521 Ambulance	
750 Administration	
<u>    9,685 Gun Range</u>	
\$96,100 Total	
The increase is due primarily to the need to replace one of the department's vehicles.	
<b>CITY MANAGER'S COMMENTS: Approved</b>	

211 LEGAL	135,855	175,000	175,000	185,000
213 CONSULTING FEES	40,694	52,700	52,700	52,700
231 SERVICE MAINTENANCE CONTRACTS	42,349	47,500	47,500	50,000
233 NEWSPAPER NOTICES - ADVERTISING	1,567	6,000	6,000	6,000

<b>Fund</b>	<b>Department</b>	<b>Division</b>
01 General Fund	10 General Government	05 Administration

G/L Account	2021 Actual Amount	2022 Adopted Budget	2022 Amended Budget	2023 City Manager Approved
236 COMMUNITY SERVICES	145,924	168,150	168,150	174,500

<b>Notes:</b>	Community Programs
\$114,500 STAR Transit 45,000 Meals on Wheels 5,000 Parade and Parachute Support 10,000 Boys & Girls Club \$175,500 Total  CITY MANAGER'S COMMENTS: Approved	

240 EQUIPMENT REPAIRS	-	500	500	500
242 EQUIPMENT RENTAL & LEASE	4,246	4,200	4,200	-
243 PARKING LOT	67,129	72,000	72,000	75,000
254 RECORDING FEES	6,834	5,500	5,500	5,500
<i>CONTRACTUAL Totals</i>	<u>802,226</u>	<u>895,150</u>	<u>895,150</u>	<u>946,800</u>

*SUPPLIES*

301 OFFICE SUPPLIES	1,642	3,000	3,000	3,000
310 PRINTING & BINDING	15,607	16,000	16,000	16,000
347 GENERAL MAINTENANCE SUPPLIES	611	500	500	500
<i>SUPPLIES Totals</i>	<u>17,860</u>	<u>19,500</u>	<u>19,500</u>	<u>19,500</u>

*OPERATIONS*

410 DUES & SUBSCRIPTIONS	9,680	18,000	18,000	11,000
422 EMPLOYEE ACTIVITIES	13,929	14,000	14,000	14,000
428 MEETING EXPENSES	11,038	10,500	10,500	10,500
430 TUITION & TRAINING	2,603	8,450	8,450	6,500
436 TRAVEL	14,793	19,800	19,800	17,000
<i>OPERATIONS Totals</i>	<u>52,042</u>	<u>70,750</u>	<u>70,750</u>	<u>59,000</u>

*UTILITIES*

507 CELLULAR TELEPHONE	4,988	8,300	8,300	8,300
<i>UTILITIES Totals</i>	<u>4,988</u>	<u>8,300</u>	<u>8,300</u>	<u>8,300</u>

<b>ADMINISTRATION Totals</b>	<b>2,076,611</b>	<b>2,019,250</b>	<b>2,024,250</b>	<b>2,289,400</b>
------------------------------	------------------	------------------	------------------	------------------

## DIVISION SUMMARY

<b>Fund</b>	<b>Department</b>	<b>Division</b>
01 General	10 General Government	06 Human Resources

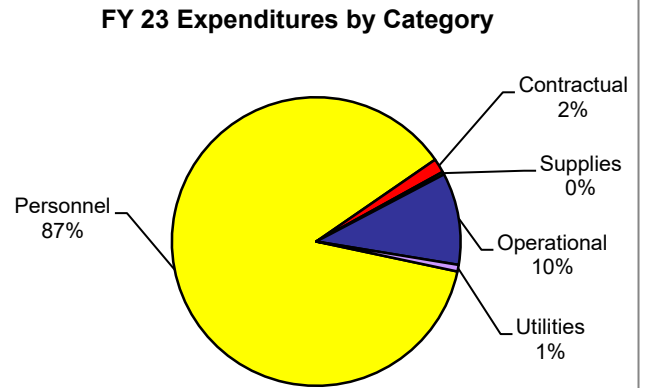
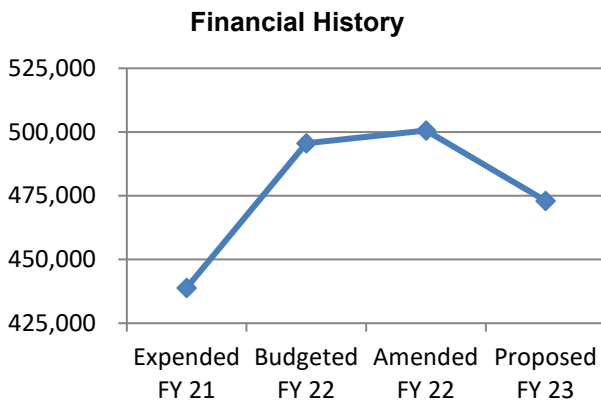
### Expenditure Summary

	Actual 20-21	Budgeted 21-22	Amended 21-22	Proposed 22-23
Personnel	394,662	431,350	436,350	411,850
Contractual	6,348	6,500	6,500	7,500
Supplies	1,055	2,000	2,000	1,500
Operational	34,412	52,250	52,250	48,700
Utilities	2,418	3,500	3,500	3,500
<b>Total</b>	<b>438,896</b>	<b>495,600</b>	<b>500,600</b>	<b>473,050</b>

### Personnel Schedule

<u>Position</u>	<u>Classification</u>	<u>FY 22 Approved</u>	<u>FY 23 Proposed</u>
Director of Human Resources	-	1	1
HR Analyst	20	2	2
Administrative Secretary	11	1	1

### Activity Trends





<b>Fund</b>	<b>Department</b>	<b>Division</b>
01 General Fund	10 General Government	06 Human Resources

<b>G/L Account</b>	<b>2021 Actual Amount</b>	<b>2022 Adopted Budget</b>	<b>2022 Amended Budget</b>	<b>2023 City Manager Approved</b>
--------------------	-----------------------------------	------------------------------------	------------------------------------	---

*PERSONNEL SERVICES*

101 SALARIES & WAGES-SUPERVISOR	126,450	148,000	148,000	157,000
104 SALARIES & WAGES-CLERICAL	181,263	190,950	195,950	165,250
112 INCENTIVE PAY	8,688	8,000	8,000	8,000
113 EDUCATION/CERTIFICATE PAY	1,500	1,500	1,500	1,500
114 LONGEVITY PAY	2,345	2,600	2,600	750
120 FICA & MEDICARE EXPENSE	23,131	24,950	24,950	24,650
122 T.M.R.S. RETIREMENT EXPENSE	51,285	53,350	53,350	52,700
128 UNEMPLOYMENT INSURANCE	-	2,000	2,000	2,000
<i>PERSONNEL SERVICES Totals</i>	<u>394,662</u>	<u>431,350</u>	<u>436,350</u>	<u>411,850</u>

*CONTRACTUAL*

231 SERVICE MAINTENANCE CONTRACTS	6,348	6,500	6,500	7,500
<i>CONTRACTUAL Totals</i>	<u>6,348</u>	<u>6,500</u>	<u>6,500</u>	<u>7,500</u>

*SUPPLIES*

301 OFFICE SUPPLIES	982	1,000	1,000	1,000
310 PRINTING & BINDING	73	500	500	-
347 GENERAL MAINTENANCE SUPPLIES	-	500	500	500
<i>SUPPLIES Totals</i>	<u>1,055</u>	<u>2,000</u>	<u>2,000</u>	<u>1,500</u>

*OPERATIONS*

410 DUES & SUBSCRIPTIONS	1,204	1,600	1,600	1,600
415 RECRUITING EXPENSES	1,822	2,000	2,000	2,000
420 AWARDS	7,419	7,500	7,500	7,500
422 EMPLOYEE ACTIVITIES	-	1,000	1,000	-
430 TUITION & TRAINING	3,326	5,500	5,500	5,000
432 EDUCATION REIMBURSEMENT	16,509	17,100	17,100	17,100
435 EMPLOYEE DEVELOPMENT	450	7,550	7,550	6,500
436 TRAVEL	3,683	10,000	10,000	9,000
<i>OPERATIONS Totals</i>	<u>34,412</u>	<u>52,250</u>	<u>52,250</u>	<u>48,700</u>

*UTILITIES*

507 CELLULAR TELEPHONE	2,418	3,500	3,500	3,500
<i>UTILITIES Totals</i>	<u>2,418</u>	<u>3,500</u>	<u>3,500</u>	<u>3,500</u>

<b>HUMAN RESOURCES Totals</b>	<b>438,896</b>	<b>495,600</b>	<b>500,600</b>	<b>473,050</b>
-------------------------------	----------------	----------------	----------------	----------------

## DIVISION SUMMARY

<b>Fund</b>	<b>Department</b>	<b>Division</b>
01 General	10 General Government	07 Information Technology

### Expenditure Summary

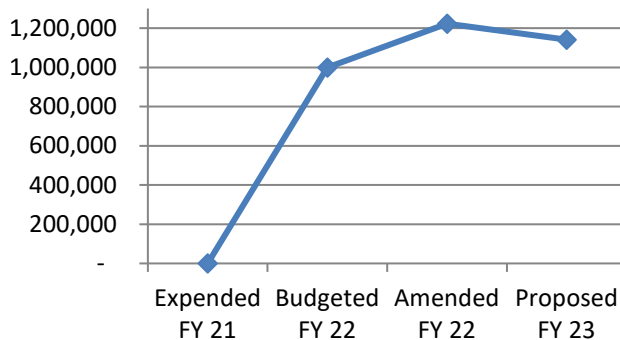
	Actual 20-21	Budgeted 21-22	Amended 21-22	Proposed 22-23
Personnel	-	550,100	540,100	584,300
Contractual	-	402,950	402,950	510,500
Supplies	-	22,100	22,100	22,200
Operational	-	17,500	17,500	17,500
Utilities	-	6,150	6,150	6,150
Capital	-	-	233,950	-
<b>Total</b>	-	<b>998,800</b>	<b>1,222,750</b>	<b>1,140,650</b>

### Personnel Schedule

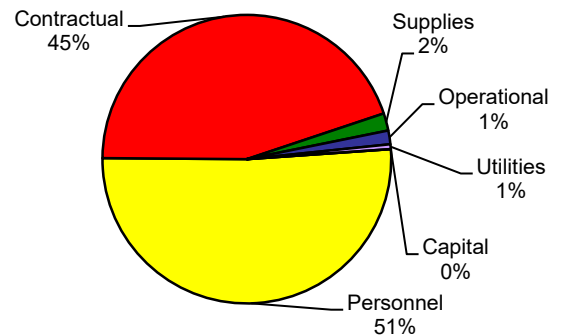
Position	Classification	FY 22 Approved	FY 23 Proposed
Director of Information Technology	-	1	1
Network Administrator	27	1	1
Public Safety Systems Administrator	22	1	1
Public Safety IT Analyst	19	1	1
Network Technician	19	1	1

### Activity Trends

**Financial History**



**FY 23 Expenditures by Category**



<b>Fund</b>	<b>Department</b>	<b>Division</b>
01 General Fund	10 General Government	07 Information Technology

G/L Account	2021 Actual Amount	2022 Adopted Budget	2022 Amended Budget	2023 City Manager Approved
-------------	--------------------------	---------------------------	---------------------------	----------------------------------

*PERSONNEL SERVICES*

101 SALARIES & WAGES-SUPERVISOR	-	132,100	132,100	150,100
104 SALARIES & WAGES-CLERICAL	-	309,850	309,850	318,800
114 LONGEVITY PAY	-	2,550	2,550	2,850
120 FICA & MEDICARE EXPENSE	-	33,650	33,650	35,850
122 T.M.R.S. RETIREMENT EXPENSE	-	71,950	61,950	76,700
<i>PERSONNEL SERVICES Totals</i>	-	550,100	540,100	584,300

*CONTRACTUAL*

217 IT SERVICE	-	402,950	402,950	510,500
----------------	---	---------	---------	---------

<b>Notes:</b>	<b>New Initiatives</b>
<p>\$48,000 Security Program as a Service - This is a virtual CISO (Chief Information Security Officer) program. It is a 18 month program that will elevate the City IT departments comprehension, skillset, and understanding of the Cyber Security Landscape. This proposal also includes quarterly pen testing. Completing of the program will lead to additional security initiatives in the future.</p>	
<p><b>CITY MANAGER'S COMMENTS: Approved</b></p>	

<i>CONTRACTUAL Totals</i>	-	402,950	402,950	510,500
---------------------------	---	---------	---------	---------

*SUPPLIES*

301 OFFICE SUPPLIES	-	100	100	200
303 COMPUTER SUPPLIES	-	20,000	20,000	20,000
321 UNIFORMS	-	1,000	1,000	1,000
347 GENERAL MAINTENANCE SUPPLIES	-	1,000	1,000	1,000
<i>SUPPLIES Totals</i>	-	22,100	22,100	22,200

*OPERATIONS*

430 TUITION & TRAINING	-	7,500	7,500	7,500
436 TRAVEL	-	10,000	10,000	10,000
<i>OPERATIONS Totals</i>	-	17,500	17,500	17,500

<b>Fund</b>	<b>Department</b>	<b>Division</b>
01 General Fund	10 General Government	07 Information Technology

<b>G/L Account</b>	<b>2021 Actual Amount</b>	<b>2022 Adopted Budget</b>	<b>2022 Amended Budget</b>	<b>2023 City Manager Approved</b>
--------------------	-----------------------------------	------------------------------------	------------------------------------	---

*UTILITIES*

507 CELLULAR TELEPHONE	-	6,150	6,150	6,150
<i>UTILITIES Totals</i>	-	6,150	6,150	6,150

*CAPITAL*

612 COMPUTER EQUIPMENT	-	-	233,950	-
<i>CAPITAL Totals</i>	-	-	233,950	-

<b>INFORMATION TECHNOLOGY Totals</b>	-	998,800	1,222,750	1,140,650
--------------------------------------	---	---------	-----------	-----------

## DIVISION SUMMARY

<b>Fund</b>	<b>Department</b>	<b>Division</b>
01 General	10 General Government	09 Internal Operations

### Expenditure Summary

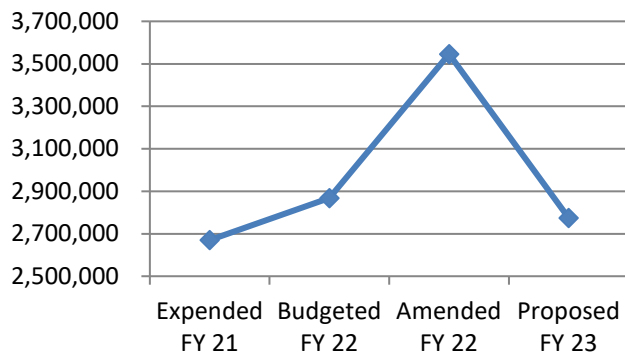
	Actual 20-21	Budgeted 21-22	Amended 21-22	Proposed 22-23
Personnel	1,031,487	689,400	689,400	755,000
Contractual	808,788	927,100	937,100	1,401,000
Supplies	76,400	83,900	84,900	93,900
Operational	6,336	3,100	3,100	3,100
Utilities	725,752	435,100	435,100	410,100
Capital	21,313	729,000	1,396,350	110,900
<b>Total</b>	<b>2,670,075</b>	<b>2,867,600</b>	<b>3,545,950</b>	<b>2,774,000</b>

### Personnel Schedule

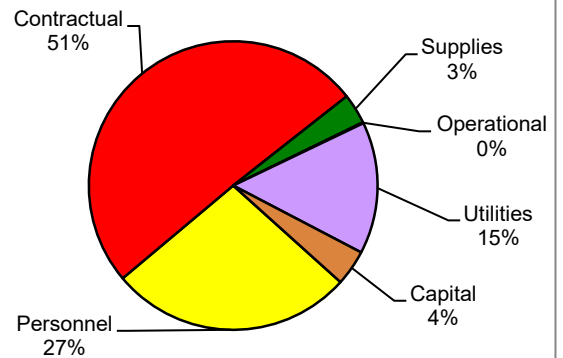
<u>Position</u>	<u>Classification</u>	<u>FY 22 Approved</u>	<u>FY 23 Proposed</u>
Facilities Superintendent	25	1	1
Internal Operations Crewleader	16	-	1
Internal Operations Coordinator	15	1	1
Building Maintenance Technician	12	3	2
Lead Custodian	11	2	2
Custodian	7	4	4

### Activity Trends

**Financial History**



**FY 23 Expenditures by Category**



<b>Fund</b>	<b>Department</b>	<b>Division</b>
01 General Fund	10 General Government	09 Internal Operations

G/L Account	2021 Actual Amount	2022 Adopted Budget	2022 Amended Budget	2023 City Manager Approved
-------------	--------------------	---------------------	---------------------	----------------------------

*PERSONNEL SERVICES*

101 SALARIES & WAGES-SUPERVISOR	90,995	95,200	95,200	101,150
104 SALARIES & WAGES-CLERICAL	366,848	58,450	58,450	62,300
107 SALARIES & WAGES-LABOR	358,511	389,300	389,300	431,900
109 SALARIES & WAGES-OVERTIME	2,301	4,000	4,000	4,000
113 EDUCATION/CERTIFICATE PAY	600	600	600	600
114 LONGEVITY PAY	13,153	11,450	11,450	12,100
120 FICA & MEDICARE EXPENSE	61,820	41,550	41,550	45,550
122 T.M.R.S. RETIREMENT EXPENSE	137,260	88,850	88,850	97,400
<i>PERSONNEL SERVICES Totals</i>	<u>1,031,487</u>	<u>689,400</u>	<u>689,400</u>	<u>755,000</u>

*CONTRACTUAL*

213 CONSULTING FEES	5,966	6,000	6,000	4,000
217 IT SERVICE	294,918	-	-	-
231 SERVICE MAINTENANCE CONTRACTS	380,448	415,700	415,700	430,100

<b>Notes:</b>	<b>Service Maintenance Contracts</b>
Increase attributable to Flag Pole / Flag Maintenance \$18,200 Carpet Cleaning Service \$7,000  <b>CITY MANAGER'S COMMENTS: Approved</b>	

237 UNIFORM SERVICE	4,881	4,600	4,600	4,600
240 EQUIPMENT REPAIRS	12,146	10,000	10,000	19,000

<b>Notes:</b>	<b>Budget Increase</b>
\$9,100 amended budget due to unexpected costs to repair aging generators at city facilities.  Increase proposed budget by \$9,000 for maintenance of aging generators next year.  <b>CITY MANAGER'S COMMENTS: Approved</b>	

242 EQUIPMENT RENTAL & LEASE	-	600	600	600
------------------------------	---	-----	-----	-----

<b>Fund</b>	<b>Department</b>	<b>Division</b>
01 General Fund	10 General Government	09 Internal Operations

G/L Account	2021 Actual Amount	2022 Adopted Budget	2022 Amended Budget	2023 City Manager Approved
244 BUILDING REPAIRS	98,634	478,200	478,200	919,600

<b>Notes:</b>	<b>Building Repair</b>
<p>\$424,240 Service Center Improvements – several improvements were made this year in the main office, breakroom, restroom, and storage areas of the service center. It is proposed to make additional improvements to the shop area and to other buildings in which the water/wastewater, streets, and parks departments operate. Much of these improvements involve lighting, roofing, and weatherproofing measures.</p> <p>\$88,800 Phase II – Moisture Protection at City Hall – the city’s contractor performed waterproofing at city hall and recommends additional measures at the storefront on the north plaza and on the south roof system to further eliminate the opportunity for rainwater infiltration into the building.</p> <p>\$33,500 City Hall Lobby Flooring – The original ceramic tile flooring in the lobby was not included in the renovations at city hall. This request is to remove and replace the old flooring in the 2nd floor lobby / reception area with a more modern tile alternative.</p> <p>\$215,625 Generator at PD South – this new site was completed in May 2022 and entered into a long-term lease for the space. It is proposed to add a backup generator in case of power loss as this space would serve as our backup data center and will have to function in case of disaster at the primary data center.</p> <p><b>CITY MANAGER'S COMMENTS: Approved from General Fund Reserves</b></p>	

<b>Notes:</b>	<b>Building Repair</b>
<p>\$100,000 to maintain more than 134,000 square feet of city owned facilities. The City budgets for general maintenance each year in addition to special projects that are identified. The request is to fund the following specific improvements to city facilities:</p> <p>\$9,600 Replace Blinds at The Center - The vertical blinds at The Center are 20 years old, cracked and do not adequately block the sun from heating up the community meeting space and office areas. It is proposed to replace them with new fabric shades which are more durable and provide better coverage of the windows.</p> <p>\$6,040 New Laminate Service Counters on 1st Floor – the service counters at Development Services and Utility Billing are the original surfaces and were not included in the renovations this year. They are worn, outdated, and should be replaced. This request is for new laminate surfaces to be installed.</p> <p>\$7,600 Professional Cleaning of Office Cubicles – the office cubicles are 20 years old and are still in good structural condition, but the fabric needs to be professionally cleaned.</p> <p>\$16,000 Repaint Exterior of Harry Myers Community Center and Deck - HMCC is used by various community groups and citizens throughout the week. It has been several years since this facility has been repainted. With the new Kid Zone now constructed, it is recommended to give this building an exterior revitalization.</p> <p>\$13,600 Elevator Improvements at City Hall and Rockwall PD – the request is to install electronic motor starters on the elevators at two city facilities. This will prolong the useful life of the elevator equipment and help prevent power related shut downs. This also included door edge and an infrared door opening device at the PD and replaces the existing mechanical version which poses a risk of a door strike for passengers of the elevator.</p> <p>\$9,600 Repaint City Hall Handrails – the handrails at city hall are chipped, faded and need to be repainted.</p> <p><b>CITY MANAGER'S COMMENTS: Approved</b></p>	

Fund	Department	Division
01 General Fund	10 General Government	09 Internal Operations

G/L Account	2021 Actual Amount	2022 Adopted Budget	2022 Amended Budget	2023 City Manager Approved
246 VEHICLE REPAIRS	5,492	4,000	14,000	4,000
272 JANITORIAL SERVICES	6,304	8,000	8,000	19,100

<b>Notes:</b>	New Equip and Supplies
<p>\$4,900 New Entry Mats It has been many years since the entry mats have been replaced at all facilities. The current mats are getting worn and need to be replaced at all city facilities.</p> <p>\$6,200 New Floor Scrubbers The city installed luxury vinyl tile this year at city hall, the center, and the municipal service center. The high-speed buffers cannot be used on the new flooring product. This request is for two new 14-inch floor scrubbers.</p> <p><b>CITY MANAGER'S COMMENTS: Approved</b></p>	

*CONTRACTUAL Totals*      808,788      927,100      937,100      1,401,000

*SUPPLIES*

301 OFFICE SUPPLIES	307	400	400	400
303 COMPUTER SUPPLIES	10,547	-	-	-
323 SMALL TOOLS	578	1,500	1,500	1,500
331 FUEL & LUBRICANTS	10,738	15,000	16,000	21,000
345 CLEANING SUPPLIES	24,258	28,000	28,000	32,000

<b>Notes:</b>	Increase Budget
<p>It is proposed to increase this budget line item by \$4,000 to account for inflationary increases in supplies.</p> <p><b>CITY MANAGER'S COMMENTS: Approved</b></p>	

347 GENERAL MAINTENANCE SUPPLIES	29,972	39,000	39,000	39,000
<i>SUPPLIES Totals</i>	76,400	83,900	84,900	93,900

*OPERATIONS*

430 TUITION & TRAINING	4,915	1,100	1,100	1,100
436 TRAVEL	1,420	2,000	2,000	2,000
<i>OPERATIONS Totals</i>	6,336	3,100	3,100	3,100

*UTILITIES*

501 ELECTRICITY	438,557	150,000	150,000	150,000
507 CELLULAR TELEPHONE	10,386	8,600	8,600	8,600
508 TELEPHONE SERVICE	193,856	165,000	165,000	140,000
510 NATURAL GAS SERVICE	18,240	16,500	16,500	16,500
513 WATER	64,712	95,000	95,000	95,000
<i>UTILITIES Totals</i>	725,752	435,100	435,100	410,100



Fund	Department	Division
01 General Fund	10 General Government	09 Internal Operations

G/L Account	2021 Actual Amount	2022 Adopted Budget	2022 Amended Budget	2023 City Manager Approved
-------------	--------------------------	---------------------------	---------------------------	----------------------------------

*CAPITAL*

603	BUILDINGS	-	-	583,700	-
610	FURNITURE & FIXTURES	-	200,000	200,000	24,400

**Notes:** New Office Furniture  
\$24,400 There are 5 employees using office furniture that is more than 25 years old. It is proposed to budget for replacement furniture.  
CITY MANAGER'S COMMENTS: Approved from General Fund Reserves

621	FIELD MACHINERY & EQUIPMENT	-	529,000	612,650	-
623	VEHICLES	21,313	-	-	86,500

**Notes:** New Vehicles  
\$51,500  
Unit 181 is a 2011 F250 with 77,000 miles. This vehicle has multiple issues that need to be addressed. The suspension needs to be rebuilt and is beginning to show signs of other mechanical issues, such as the alternator going out. The air conditioner does not blow cold air and mostly blows air from the defrost vent. The driver seat cannot be adjusted and is torn and missing foam padding. The request is for a new F250 utility work truck and accessories.  
\$35,000  
New Vehicle for Night Shift Custodian – the Internal Operations Department has six custodians on staff. Historically, three have been assigned to day shift and three on night shift. A daytime custodian retired in the last year and it was decided that I would be more advantageous to assign the new hire custodian to the night shift in order to provide the best cleaning service of city facilities. However, there are three vehicles to be used by custodians in the current fleet. The new custodian is using a backup vehicle on loan from another department, which is very old itself. It is proposed to budget for a new short-bed, single cab truck with a liftgate to be used by the custodian now assigned to night shift.  
CITY MANAGER'S COMMENTS: Approved from General Fund Reserves

<i>CAPITAL Totals</i>	21,313	729,000	1,396,350	110,900
-----------------------	--------	---------	-----------	---------

<b>INTERNAL OPERATIONS Totals</b>	<b>2,670,075</b>	<b>2,867,600</b>	<b>3,545,950</b>	<b>2,774,000</b>
-----------------------------------	------------------	------------------	------------------	------------------

# FINANCE

## DIVISION SUMMARY

<b>Fund</b>	<b>Department</b>	<b>Division</b>
01 General	15 Finance	11 Fiscal Services

### Expenditure Summary

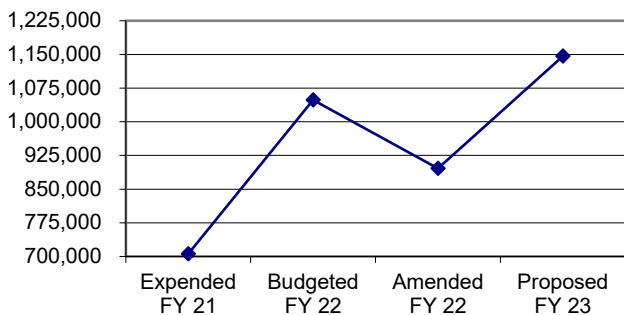
	Actual 20-21	Budgeted 21-22	Amended 21-22	Proposed 22-23
Personnel	350,783	549,450	397,450	568,800
Contractual	304,525	417,300	417,300	502,900
Supplies	48,491	71,250	71,250	64,250
Operational	918	9,000	9,000	9,000
Utilities	1,222	1,250	1,250	1,250
<b>Total</b>	<b>705,939</b>	<b>1,048,250</b>	<b>896,250</b>	<b>1,146,200</b>

### Personnel Schedule

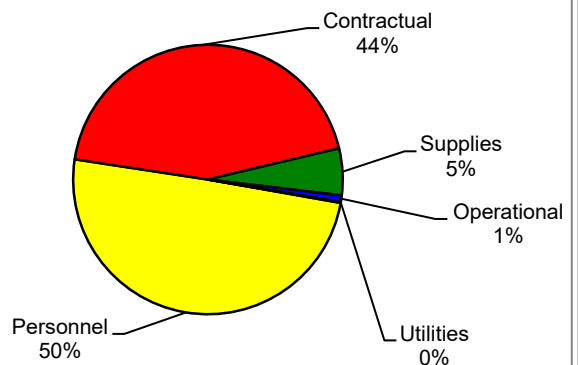
<u>Position</u>	<u>Classification</u>	<u>FY 22 Approved</u>	<u>FY 23 Proposed</u>
Director of Finance	-	1	1
Purchasing Agent	24	1	1
Finance Clerk - Payroll	20	1	1
Inventory Clerk	14	1	1
Finance Clerk - A/P	13	1.5	1.5

### Activity Trends

**Financial History**



**FY 23 Expenditures by Category**



<b>Fund</b>	<b>Department</b>	<b>Division</b>
01 General Fund	15 Finance	11 Fiscal Services

<b>G/L Account</b>	<b>2021 Actual Amount</b>	<b>2022 Adopted Budget</b>	<b>2022 Amended Budget</b>	<b>2023 City Manager Approved</b>
--------------------	---------------------------	----------------------------	----------------------------	-----------------------------------

*PERSONNEL SERVICES*

101 SALARIES & WAGES-SUPERVISOR	-	145,000	20,000	145,000
104 SALARIES & WAGES-CLERICAL	276,155	293,750	293,750	310,950
109 SALARIES & WAGES-OVERTIME	4,204	300	3,300	300
113 EDUCATION/CERTIFICATE PAY	127	300	300	300
114 LONGEVITY PAY	5,133	4,700	4,700	4,850
120 FICA & MEDICARE EXPENSE	20,913	33,600	23,600	35,250
122 T.M.R.S. RETIREMENT EXPENSE	44,252	71,800	51,800	72,150

*PERSONNEL SERVICES Totals*      350,783      549,450      397,450      568,800

*CONTRACTUAL*

210 AUDITING	28,000	30,000	30,000	30,000
223 INSURANCE-SURETY BONDS	352	500	500	500
225 INSURANCE-AUTOMOBILES	53,644	105,000	105,000	130,000
227 INSURANCE-REAL PROPERTY	70,267	79,500	79,500	104,000
228 INSURANCE-CLAIMS & DEDUCTIBLES	26,314	30,000	30,000	30,000
229 INSURANCE-LIABILITY	40,140	56,000	56,000	71,000
231 SERVICE MAINTENANCE CONTRACTS	77,370	107,600	107,600	88,200
233 NEWSPAPER NOTICES - ADVERTISING	718	1,200	1,200	1,200
235 BANK CHARGES	5,636	5,000	5,000	5,000
240 EQUIPMENT REPAIRS	189	500	500	500
242 EQUIPMENT RENTAL & LEASE	1,896	2,000	2,000	42,500

<b>Notes:</b>	Copier Lease
<p>\$42,500 Lease of 11 copiers and 1 plotter. The current leases are in the department budgets based on where the equipment sits. Staff decided to combine the lease payments into one lease and pay out of the Finance budget. The original lease payment amount was decreased in the user department budgets and is a wash.</p>	
<p><b>CITY MANAGER'S COMMENTS: Approved</b></p>	

*CONTRACTUAL Totals*      304,525      417,300      417,300      502,900

*SUPPLIES*

301 OFFICE SUPPLIES	1,969	2,000	2,000	2,000
305 COPY MACHINE SUPPLIES	26,943	38,000	38,000	42,000

<b>Notes:</b>	Plotter
<p>\$4,000 Adding Plotter maintenance to the copier and printer maintenance/service plan.</p>	
<p><b>CITY MANAGER'S COMMENTS: Approved</b></p>	

<b>Fund</b>	<b>Department</b>	<b>Division</b>
01 General Fund	15 Finance	11 Fiscal Services

<b>G/L Account</b>	<b>2021 Actual Amount</b>	<b>2022 Adopted Budget</b>	<b>2022 Amended Budget</b>	<b>2023 City Manager Approved</b>
307 POSTAGE	18,008	29,000	29,000	18,000
310 PRINTING & BINDING	1,269	1,500	1,500	1,500
347 GENERAL MAINTENANCE SUPPLIES	303	750	750	750
<i>SUPPLIES Totals</i>	48,491	71,250	71,250	64,250
 <i>OPERATIONS</i>				
410 DUES & SUBSCRIPTIONS	655	2,500	2,500	2,500
415 RECRUITING EXPENSES	115	-	-	-
430 TUITION & TRAINING	76	2,500	2,500	2,500
436 TRAVEL	73	4,000	4,000	4,000
<i>OPERATIONS Totals</i>	918	9,000	9,000	9,000
 <i>UTILITIES</i>				
507 CELLULAR TELEPHONE	1,222	1,250	1,250	1,250
<i>UTILITIES Totals</i>	1,222	1,250	1,250	1,250
<b>FINANCE Totals</b>	<b>705,939</b>	<b>1,048,250</b>	<b>896,250</b>	<b>1,146,200</b>

## DIVISION SUMMARY

<b>Fund</b>	<b>Department</b>	<b>Division</b>
01 General	15 Finance	15 Municipal Court

### Expenditure Summary

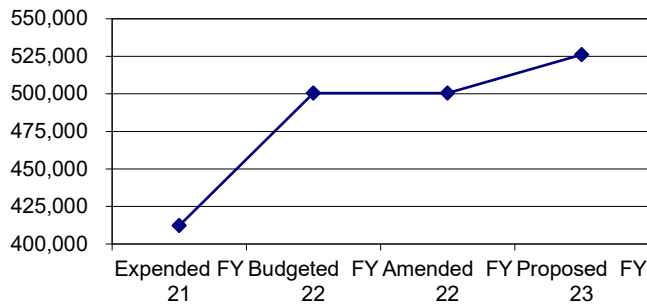
	Actual 20-21	Budgeted 21-22	Amended 21-22	Proposed 22-23
Personnel	318,090	360,450	360,450	387,900
Contractual	86,733	130,300	130,300	128,500
Supplies	3,086	4,750	4,750	4,750
Operational	4,328	5,000	5,000	5,000
<b>Total</b>	<b>412,238</b>	<b>500,500</b>	<b>500,500</b>	<b>526,150</b>

### Personnel Schedule

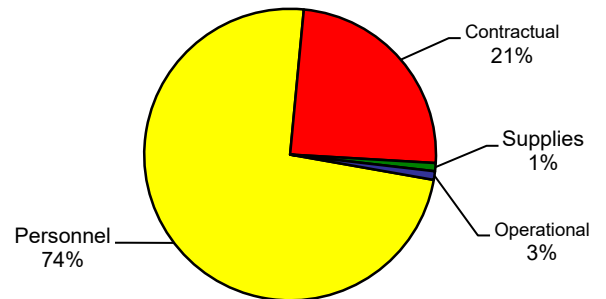
<u>Position</u>	<u>Classification</u>	<u>FY 22 Approved</u>	<u>FY 23 Proposed</u>
Municipal Court Clerk Supervisor	23	1	1
Lead Court Clerk	16	1	1
Deputy Municipal Court Clerk II	14	3	3

### Activity Trends

**Financial History**



**FY 23 Expenditures by Category**



<b>Fund</b>	<b>Department</b>	<b>Division</b>
01 General Fund	15 Finance	15 Municipal Court

<b>G/L Account</b>	<b>2021 Actual Amount</b>	<b>2022 Adopted Budget</b>	<b>2022 Amended Budget</b>	<b>2023 City Manager Approved</b>
--------------------	-----------------------------------	------------------------------------	------------------------------------	---

*PERSONNEL SERVICES*

101 SALARIES & WAGES-SUPERVISOR	82,527	86,350	86,350	91,750
104 SALARIES & WAGES-CLERICAL	168,136	198,800	198,800	215,650
109 SALARIES & WAGES-OVERTIME	-	1,500	1,500	1,000
113 EDUCATION/CERTIFICATE PAY	1,246	1,200	1,200	1,200
114 LONGEVITY PAY	5,264	4,150	4,150	4,450
120 FICA & MEDICARE EXPENSE	18,583	21,800	21,800	23,550
122 T.M.R.S. RETIREMENT EXPENSE	42,334	46,650	46,650	50,300
<i>PERSONNEL SERVICES Totals</i>	<u>318,090</u>	<u>360,450</u>	<u>360,450</u>	<u>387,900</u>

*CONTRACTUAL*

211 LEGAL	63,253	100,000	100,000	100,000
231 SERVICE MAINTENANCE CONTRACTS	18,837	25,000	25,000	27,500
240 EQUIPMENT REPAIRS	-	500	500	500
242 EQUIPMENT RENTAL & LEASE	4,644	4,800	4,800	500
<i>CONTRACTUAL Totals</i>	<u>86,733</u>	<u>130,300</u>	<u>130,300</u>	<u>128,500</u>

*SUPPLIES*

301 OFFICE SUPPLIES	1,102	1,500	1,500	1,500
310 PRINTING & BINDING	943	2,500	2,500	2,500
347 GENERAL MAINTENANCE SUPPLIES	1,041	750	750	750
<i>SUPPLIES Totals</i>	<u>3,086</u>	<u>4,750</u>	<u>4,750</u>	<u>4,750</u>

*OPERATIONS*

407 JURY EXPENSE	420	1,000	1,000	1,000
410 DUES & SUBSCRIPTIONS	450	500	500	500
415 RECRUITING EXPENSES	93	-	-	-
430 TUITION & TRAINING	1,229	1,000	1,000	1,000
436 TRAVEL	2,136	2,500	2,500	2,500
<i>OPERATIONS Totals</i>	<u>4,328</u>	<u>5,000</u>	<u>5,000</u>	<u>5,000</u>

<b>MUNICIPAL COURT Totals</b>	<b>412,238</b>	<b>500,500</b>	<b>500,500</b>	<b>526,150</b>
-------------------------------	----------------	----------------	----------------	----------------

**FIRE**



## DIVISION SUMMARY

<b>Fund</b>	<b>Department</b>	<b>Division</b>
01 General	20 Fire	25 Fire Operations

### Expenditure Summary

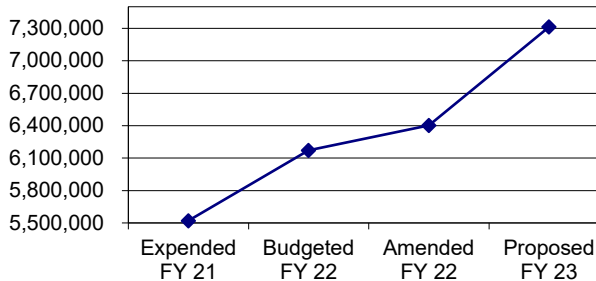
	Actual 20-21	Budgeted 21-22	Amended 21-22	Proposed 22-23
Personnel	5,124,821	5,759,650	5,889,650	6,295,200
Contractual	190,893	236,500	305,500	243,000
Supplies	150,441	118,650	148,650	161,650
Operational	48,030	53,100	53,100	49,500
Utilities	3,900	4,300	4,300	4,300
Capital	3,182	-	-	560,000
<b>Total</b>	<b>5,521,267</b>	<b>6,172,200</b>	<b>6,401,200</b>	<b>7,313,650</b>

### Personnel Schedule

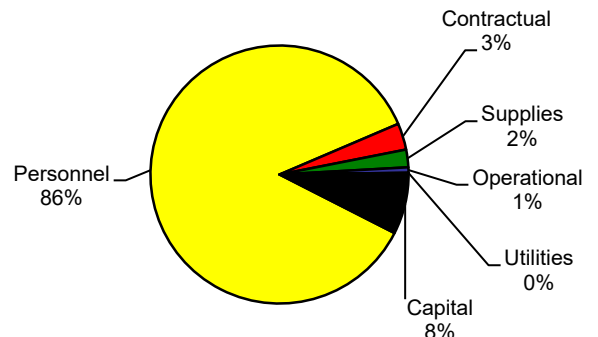
<u>Position</u>	<u>Classification</u>	<u>FY 22 Approved</u>	<u>FY 23 Proposed</u>
Fire Chief	-	1	1
Assistant Fire Chief	34	1	1
Batallion Chief	F9	1	1
Captain/Drivers	F8	12	12
Driver/Engineer	F6	12	12
Firefighter	F5	18	21
Administrative Assistant	15	1	1
Volunteer Firefighters/PT Drivers	-	49	49

### Activity Trends

**Financial History**



**FY 23 Expenditures by Category**



<b>Fund</b>	<b>Department</b>	<b>Division</b>
01 General Fund	20 Fire	25 Fire Operations

G/L Account	2021 Actual Amount	2022 Adopted Budget	2022 Amended Budget	2023 City Manager Approved
-------------	--------------------	---------------------	---------------------	----------------------------

*PERSONNEL SERVICES*

101 SALARIES & WAGES-SUPERVISOR	295,662	315,000	315,000	334,800
104 SALARIES & WAGES-CLERICAL	55,865	59,000	59,000	59,700
107 SALARIES & WAGES-LABOR	3,227,132	3,775,150	3,725,150	4,165,850

<b>Notes:</b>	Additional personnel
In keeping with the staffing portion of our strategic plan, request 4 additional full-time firefighter/EMTs. Salary and Benefits: \$65,086 Uniforms \$15,450	
CITY MANAGER'S COMMENTS: 3 positions are Approved.	

109 SALARIES & WAGES-OVERTIME	380,485	366,000	466,000	379,000
-------------------------------	---------	---------	---------	---------

<b>Notes:</b>	Additional overtime
Requesting an additional 300 hours for backfill while members are attending training. Also an additional 75 hours for members to manage and participate in the Explorer program.	
CITY MANAGER'S COMMENTS: Approved	

113 EDUCATION/CERTIFICATE PAY	63,099	85,600	85,600	83,200
114 LONGEVITY PAY	45,150	47,650	47,650	52,000
115 VOLUNTEER-INCENTIVE PAY	85,001	85,000	85,000	85,000
120 FICA & MEDICARE EXPENSE	309,086	366,500	346,500	395,450
122 T.M.R.S. RETIREMENT EXPENSE	634,474	633,350	733,350	725,200
126 VOLUNTEER PENSION	28,867	26,400	26,400	15,000

<i>PERSONNEL SERVICES Totals</i>	5,124,821	5,759,650	5,889,650	6,295,200
----------------------------------	-----------	-----------	-----------	-----------

*CONTRACTUAL*

222 DISABILITY INSURANCE	36,142	38,000	38,000	35,000
231 SERVICE MAINTENANCE CONTRACTS	77,371	79,600	79,600	77,650
237 UNIFORM SERVICE	2,303	2,100	2,100	2,100
240 EQUIPMENT REPAIRS	14,307	16,500	16,500	16,500
242 EQUIPMENT RENTAL & LEASE	3,036	5,300	5,300	2,500
246 VEHICLE REPAIRS	57,735	95,000	164,000	109,250

<b>Notes:</b>	Increase in repair costs
Amended \$69,000 due to unexpected major repairs to fire apparatus.  \$14,250 increase in this item due to cost escalation and the increase in repairs seen in FY'22	
CITY MANAGER'S COMMENTS: Approved	

<i>CONTRACTUAL Totals</i>	190,893	236,500	305,500	243,000
---------------------------	---------	---------	---------	---------

<b>Fund</b>	<b>Department</b>	<b>Division</b>
01 General Fund	20 Fire	25 Fire Operations

G/L Account	2021 Actual Amount	2022 Adopted Budget	2022 Amended Budget	2023 City Manager Approved
-------------	--------------------	---------------------	---------------------	----------------------------

*SUPPLIES*

301 OFFICE SUPPLIES	1,366	1,500	1,500	1,500
310 PRINTING & BINDING	151	300	300	300
321 UNIFORMS	27,635	17,950	17,950	17,950
323 SMALL TOOLS	277	3,000	3,000	3,000
331 FUEL & LUBRICANTS	38,551	42,000	72,000	85,000
347 GENERAL MAINTENANCE SUPPLIES	939	9,900	9,900	9,900
379 FIRE FIGHTING SUPPLIES	81,522	44,000	44,000	44,000
<i>SUPPLIES Totals</i>	150,441	118,650	148,650	161,650

*OPERATIONS*

410 DUES & SUBSCRIPTIONS	13,105	15,650	15,650	13,600
415 RECRUITING EXPENSES	3,470	2,000	2,000	2,000
430 TUITION & TRAINING	26,457	25,450	25,450	22,000
436 TRAVEL	4,998	10,000	10,000	11,900

<b>Notes:</b>	Travel for additional training
\$1,900 Additional dollars needed for members to attend the Texas Fire Chiefs Academy and Fire Department Instructors Conference (FDIC).	
CITY MANAGER'S COMMENTS: Approved	

<i>OPERATIONS Totals</i>	48,030	53,100	53,100	49,500
--------------------------	--------	--------	--------	--------

*UTILITIES*

507 CELLULAR TELEPHONE	3,900	4,300	4,300	4,300
<i>UTILITIES Totals</i>	3,900	4,300	4,300	4,300

*CAPITAL*

610 FURNITURE & FIXTURES	3,182	-	-	-
621 FIELD MACHINERY & EQUIPMENT	-	-	-	500,000

<b>Notes:</b>	Grant Match - SCBA Fill Station
Requesting \$50,000 for a grant match for a replacement mobile SCBA fill station. Expenditure would be dependent on the receipt of a grant to purchase a vehicle-mounted mobile air fill station (replacing the current 2005 trailer-mounted system) that could also be used in lieu of station-mounted fill stations currently located at stations 2, 3, and 4 as those systems need to be replaced in the future.	
Total Cost: \$500,000 Grant Match \$50,000	
CITY MANAGER'S COMMENTS: Approved from General Fund Reserves	

<b>Fund</b>	<b>Department</b>	<b>Division</b>
01 General Fund	20 Fire	25 Fire Operations

<b>G/L Account</b>	<b>2021 Actual Amount</b>	<b>2022 Adopted Budget</b>	<b>2022 Amended Budget</b>	<b>2023 City Manager Approved</b>
--------------------	-----------------------------------	------------------------------------	------------------------------------	---

623 VEHICLES	-	-	-	60,000
--------------	---	---	---	--------

<b>Notes:</b>	Replace Suburban
\$60,000 Replace unit 802, AC Merritt's 2014 Suburban.	
CITY MANAGER'S COMMENTS: Approved from General Fund Reserves	

<i>CAPITAL Totals</i>	3,182	-	-	560,000
-----------------------	-------	---	---	---------

<b>FIRE OPERATIONS Totals</b>	<b>5,521,267</b>	<b>6,172,200</b>	<b>6,401,200</b>	<b>7,313,650</b>
-------------------------------	------------------	------------------	------------------	------------------

## DIVISION SUMMARY

<b>Fund</b>	<b>Department</b>	<b>Division</b>
01 General	20 Fire	29 Fire Marshal

### Expenditure Summary

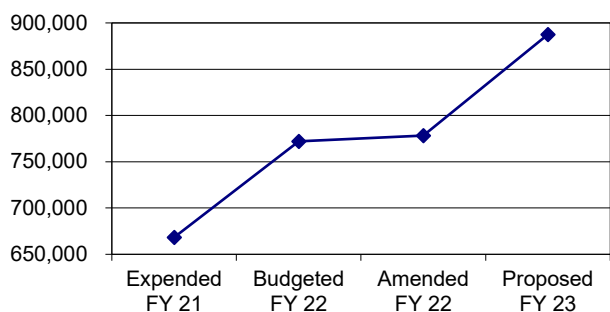
	Actual 20-21	Budgeted 21-22	Amended 21-22	Proposed 22-23
Personnel	580,957	607,200	607,200	640,000
Contractual	27,050	29,400	32,900	29,000
Supplies	43,167	60,600	63,100	74,900
Operational	12,258	23,000	23,000	28,000
Utilities	4,888	5,000	5,000	5,000
Capital	-	47,000	47,000	110,650
<b>Total</b>	<b>668,320</b>	<b>772,200</b>	<b>778,200</b>	<b>887,550</b>

### Personnel Schedule

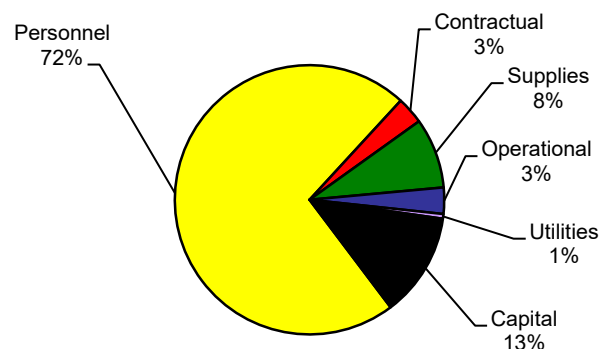
<u>Position</u>	<u>Classification</u>	<u>FY 22 Approved</u>	<u>FY 23 Proposed</u>
Fire Marshal	34	1	1
Senior Fire Inspector-Captain	FM8	1	1
Fire Inspector/Investigator/Educator	FM6	2	2
Fire Marshal's Office Coordinator	12	1	1

### Activity Trends

**Financial History**



**FY 23 Expenditures by Category**



<b>Fund</b>	<b>Department</b>	<b>Division</b>
01 General Fund	20 Fire	29 Fire Marshal

<b>G/L Account</b>	<b>2021 Actual Amount</b>	<b>2022 Adopted Budget</b>	<b>2022 Amended Budget</b>	<b>2023 City Manager Approved</b>
--------------------	-----------------------------------	------------------------------------	------------------------------------	---

*PERSONNEL SERVICES*

101 SALARIES & WAGES-SUPERVISOR	141,650	147,650	147,650	157,000
104 SALARIES & WAGES-CLERICAL	44,600	48,450	48,450	45,800
107 SALARIES & WAGES-LABOR	264,753	276,750	276,750	296,500
109 SALARIES & WAGES-OVERTIME	10,610	10,000	10,000	10,000
113 EDUCATION/CERTIFICATE PAY	4,477	8,200	8,200	8,200
114 LONGEVITY PAY	2,435	2,700	2,700	3,000
120 FICA & MEDICARE EXPENSE	35,126	36,100	36,100	37,650
122 T.M.R.S. RETIREMENT EXPENSE	77,307	77,350	77,350	81,850
<i>PERSONNEL SERVICES Totals</i>	580,957	607,200	607,200	640,000

*CONTRACTUAL*

231 SERVICE MAINTENANCE CONTRACTS	16,974	16,400	16,400	16,500
237 UNIFORM SERVICE	1,322	3,500	3,500	3,500
240 EQUIPMENT REPAIRS	-	500	500	500
242 EQUIPMENT RENTAL & LEASE	2,780	3,500	3,500	1,000
246 VEHICLE REPAIRS	5,975	5,000	8,500	7,000

<b>Notes:</b>	Aging fleet maintenance costs
Amended increase of \$3,500 due to increased repairs.	
\$2,000 Increase to proposed budget to cover repairs to aging vehicles while awaiting replacement.	
CITY MANAGER'S COMMENTS: Approved	

261 CRIME SCENE SERVICES	-	500	500	500
<i>CONTRACTUAL Totals</i>	27,050	29,400	32,900	29,000

*SUPPLIES*

301 OFFICE SUPPLIES	1,243	1,500	1,500	1,500
310 PRINTING & BINDING	1,208	2,000	2,000	2,000
321 UNIFORMS	1,638	3,500	3,500	3,500
331 FUEL & LUBRICANTS	8,160	10,000	12,500	15,000
347 GENERAL MAINTENANCE SUPPLIES	-	500	500	500
373 INVESTIGATION SUPPLIES	370	3,000	3,000	3,000

<b>Fund</b>	<b>Department</b>	<b>Division</b>
01 General Fund	20 Fire	29 Fire Marshal

G/L Account	2021 Actual Amount	2022 Adopted Budget	2022 Amended Budget	2023 City Manager Approved
374 EXPLORER PROGRAM SUPPLIES	4,614	6,500	6,500	20,400

<b>Notes:</b>	Explorer Budget Increase
<p>\$13,900 The Fire Explorer program is in its 3rd year. We have continued to grow the program. We are up to 15 full-time students who attend our regular meetings. A large part of the training involves using firefighting bunker gear. Since the beginning of the program, we have been using old firefighting gear that had been taken out of service and is falling apart. A lot of the gear is also too large for several of our kids. Request to purchase new gear which should last for several years and will be used by several kids. This will allow our Explorers to participate in live burns and Explorer Games activities.</p> <p><b>CITY MANAGER'S COMMENTS: Approved</b></p>	

376 CANINE EXPENSE	2,377	3,000	3,000	3,500
378 FIRE PREVENTION SUPPLIES	19,462	21,600	21,600	23,500

<b>Notes:</b>	Citizen Fire Academy increases
<p>\$1,900 - The Citizens Fire Academy (CFA) gear needs to be repaired due to normal wear on the gear during use in the program. The repairs needed will bring the gear back into compliance with NFPA 1971, Standard on Protective Ensembles for Structural Fire Fighting and Proximity Fire Fighting. This gear must remain in compliance with this standard in order to be used in the live-fire training scenarios used during this program. This increase will also be used to replace some of the structural fire boots that are no longer serviceable or repairable.</p> <p>Inspection, Cleaning, and Repair \$1,000                  New Structural Firefighting Boots \$500                  Food and graduation costs \$400</p> <p><b>CITY MANAGER'S COMMENTS: Approved</b></p>	

379 FIRE FIGHTING SUPPLIES	4,095	9,000	9,000	2,000
<i>SUPPLIES Totals</i>	<u>43,167</u>	<u>60,600</u>	<u>63,100</u>	<u>74,900</u>

OPERATIONS

410 DUES & SUBSCRIPTIONS	4,293	3,000	3,000	3,000
420 AWARDS	-	-	-	5,000

<b>Notes:</b>	Awards Banquet
<p>\$5,000 to host a formal event to honor our staff members' accomplishments over the year. This expense will cover all projected costs associated with a department-wide event.</p> <p><b>CITY MANAGER'S COMMENTS: Approved</b></p>	

<b>Fund</b>	<b>Department</b>	<b>Division</b>
01 General Fund	20 Fire	29 Fire Marshal

G/L Account	2021 Actual Amount	2022 Adopted Budget	2022 Amended Budget	2023 City Manager Approved
430 TUITION & TRAINING	3,631	7,000	7,000	7,000
436 TRAVEL	4,335	13,000	13,000	13,000
<i>OPERATIONS Totals</i>	12,258	23,000	23,000	28,000
<i>UTILITIES</i>				
507 CELLULAR TELEPHONE	4,888	5,000	5,000	5,000
<i>UTILITIES Totals</i>	4,888	5,000	5,000	5,000
<i>CAPITAL</i>				
623 VEHICLES	-	47,000	47,000	110,650

**Notes:** New Vehicles

\$110,620 Purchase 2 new pickup trucks to replace an 8-year-old vehicle and a 7-year-old vehicle which will have over 100,000 miles on each vehicle in the coming budget year.

These trucks will be full size, four-door, 4WD, ½ ton with a bed cover and all necessary safety and emergency lights and equipment. In addition, these vehicles will bring this unit in line with the International Association of Arson Investigators (IAAI) Fire Investigator Health and Safety Best Practices regarding cancer prevention initiatives for vehicles by allowing for storage of collected evidence, soiled/ dirty tools, and clothing outside of the vehicle’s passenger compartment.

**CITY MANAGER'S COMMENTS:** Approved from General Fund Reserves

*CAPITAL Totals* - 47,000 47,000 110,650

<b>FIRE MARSHAL Totals</b>	<b>668,320</b>	<b>772,200</b>	<b>778,200</b>	<b>887,550</b>
----------------------------	----------------	----------------	----------------	----------------



**POLICE**

## DIVISION SUMMARY

<b>Fund</b>	<b>Department</b>	<b>Division</b>
01 General	30 Police	31 Administration

### Expenditure Summary

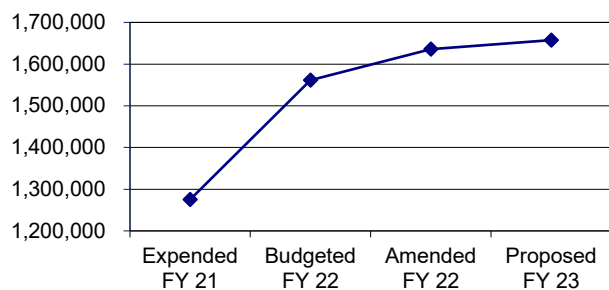
	Actual 20-21	Budgeted 21-22	Amended 21-22	Proposed 22-23
Personnel	1,163,726	1,310,000	1,340,000	1,401,600
Contractual	48,792	108,000	112,100	126,300
Supplies	16,604	20,500	24,000	31,500
Operational	39,005	76,750	76,750	89,150
Utilities	7,232	9,000	9,000	9,000
Capital	-	37,000	74,000	-
<b>Total</b>	<b>1,275,359</b>	<b>1,561,250</b>	<b>1,635,850</b>	<b>1,657,550</b>

### Personnel Schedule

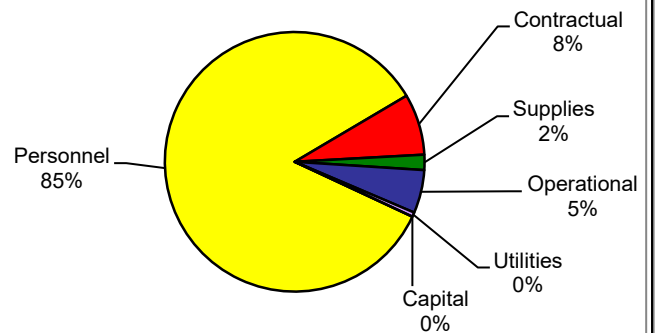
<u>Position</u>	<u>Classification</u>	<u>FY 22 Approved</u>	<u>FY 23 Proposed</u>
Police Chief	-	1	1
Assistant Police Chief	34	1	1
Captain	P9	1	1
Lieutenant	P8	4	4
Training Coordinator	P5	1	1
Executive Secretary	15	1	1

### Activity Trends

**Financial History**



**FY 23 Expenditures by Category**



<b>Fund</b>	<b>Department</b>	<b>Division</b>
01 General Fund	30 Police	31 Administration

G/L Account	2021 Actual Amount	2022 Adopted Budget	2022 Amended Budget	2023 City Manager Approved
-------------	--------------------------	---------------------------	---------------------------	----------------------------------

*PERSONNEL SERVICES*

101 SALARIES & WAGES-SUPERVISOR	293,110	307,650	313,650	325,400
104 SALARIES & WAGES-CLERICAL	43,069	52,850	52,850	58,550
107 SALARIES & WAGES-LABOR	545,810	664,100	634,100	700,750
109 SALARIES & WAGES-OVERTIME	38,000	20,000	62,000	35,000
113 EDUCATION/CERTIFICATE PAY	9,300	8,100	8,100	12,000
114 LONGEVITY PAY	9,160	10,800	10,800	11,400
120 FICA & MEDICARE EXPENSE	69,823	78,550	78,550	81,050
122 T.M.R.S. RETIREMENT EXPENSE	155,454	167,950	179,950	177,450

*PERSONNEL SERVICES Totals*      1,163,726      1,310,000      1,340,000      1,401,600

*CONTRACTUAL*

213 CONSULTING FEES	-	46,000	46,000	21,000
226 INSURANCE-LAW ENFORCEMENT	30,419	35,000	35,000	57,000
231 SERVICE MAINTENANCE CONTRACTS	723	-	-	20,800

<b>Notes:</b>	<b>Bench Mark Analytics Contract</b>
<p><b>\$12,900 Bench Mark Analytics Contract</b>                  Second year of Benchmark Analytics contract. The software is used to streamline, track, catalog, and secure in a single location a variety of administrative functions, which include uses of Response to Resistance, Pursuits, Admin Inquiries &amp; Internal Affairs, Field Training Documentation and Inventories of police equipment.</p> <p><b>\$7,880 Fleet Management Software</b>                  Currently all collected data concerning Rockwall police fleet vehicles is catalogued in several different locations by different stakeholders. Information such as: inspection and registration, toll-tag audit, mileage, interval maintenance records, repair and warranty information, vehicle assignment information, vehicle specific tool and equipment tracking. Fleetio integrates all information in one central repository through the use of web based and mobile applications. Fleetio is scalable and has the potential to be extended to the entire fleets beyond the police department. We request the addition of \$7875 to this line item. \$7,476 annual on-going cost figured at 89 vehicle fleet. \$399 one-time on-boarding fee.</p> <p><b>CITY MANAGER'S COMMENTS: Approved</b></p>	

237 UNIFORM SERVICE	1,800	2,000	2,000	2,000
240 EQUIPMENT REPAIRS	-	500	500	500

<b>Fund</b>	<b>Department</b>	<b>Division</b>
01 General Fund	30 Police	31 Administration

G/L Account	2021 Actual Amount	2022 Adopted Budget	2022 Amended Budget	2023 City Manager Approved
-------------	--------------------	---------------------	---------------------	----------------------------

246 VEHICLE REPAIRS	8,847	8,000	10,500	15,000
---------------------	-------	-------	--------	--------

<b>Notes:</b>	Aging Fleet Maintenance
\$7,000 increase due to aging fleet maintenance costs.	
CITY MANAGER'S COMMENTS: Approved	

263 COUNTY JAIL CONTRACT	7,002	16,500	16,500	10,000
265 MEDICAL SERVICES PRISONERS	-	-	1,600	-

<i>CONTRACTUAL Totals</i>	<u>48,792</u>	<u>108,000</u>	<u>112,100</u>	<u>126,300</u>
---------------------------	---------------	----------------	----------------	----------------

*SUPPLIES*

301 OFFICE SUPPLIES	1,094	1,500	1,500	1,500
310 PRINTING & BINDING	376	1,500	1,500	1,500
321 UNIFORMS	3,645	3,500	3,500	4,000
331 FUEL & LUBRICANTS	10,591	12,500	16,000	23,000
347 GENERAL MAINTENANCE SUPPLIES	898	1,500	1,500	1,500

<i>SUPPLIES Totals</i>	<u>16,604</u>	<u>20,500</u>	<u>24,000</u>	<u>31,500</u>
------------------------	---------------	---------------	---------------	---------------

*OPERATIONS*

410 DUES & SUBSCRIPTIONS	4,898	4,400	4,400	5,500
415 RECRUITING EXPENSES	470	-	-	-
420 AWARDS	2,906	5,000	5,000	5,000
430 TUITION & TRAINING	17,381	55,600	55,600	63,400

<b>Notes:</b>	Additional Training
\$6,000 To continue to provide leadership training for the Command Staff to include the FBI National Academy and Police Executive Research Forum.	
\$1,800 Training and continuing education for the crime analyst. These trainings are essential to stay abreast of changing crime trends, applicable technology and establishing networking systems as resources for problem solving.	
\$46,000 for continuation of the Mental Health and Brain Health programs.	
CITY MANAGER'S COMMENTS: Approved	

436 TRAVEL	13,350	11,750	11,750	15,250
------------	--------	--------	--------	--------

<i>OPERATIONS Totals</i>	<u>39,005</u>	<u>76,750</u>	<u>76,750</u>	<u>89,150</u>
--------------------------	---------------	---------------	---------------	---------------

<b>Fund</b>	<b>Department</b>	<b>Division</b>
01 General Fund	30 Police	31 Administration

<b>G/L Account</b>	<b>2021 Actual Amount</b>	<b>2022 Adopted Budget</b>	<b>2022 Amended Budget</b>	<b>2023 City Manager Approved</b>
--------------------	-----------------------------------	------------------------------------	------------------------------------	---

*UTILITIES*

507 CELLULAR TELEPHONE	7,232	9,000	9,000	9,000
------------------------	-------	-------	-------	-------

<i>UTILITIES Totals</i>	<u>7,232</u>	<u>9,000</u>	<u>9,000</u>	<u>9,000</u>
-------------------------	--------------	--------------	--------------	--------------

*CAPITAL*

623 VEHICLES	-	37,000	74,000	-
--------------	---	--------	--------	---

<i>CAPITAL Totals</i>	<u>-</u>	<u>37,000</u>	<u>74,000</u>	<u>-</u>
-----------------------	----------	---------------	---------------	----------

<b>POLICE ADMINISTRATION Totals</b>	<b>1,275,359</b>	<b>1,561,250</b>	<b>1,635,850</b>	<b>1,657,550</b>
-------------------------------------	------------------	------------------	------------------	------------------

## DIVISION SUMMARY

<b>Fund</b>	<b>Department</b>	<b>Division</b>
01 General	30 Police	32 Communications

### Expenditure Summary

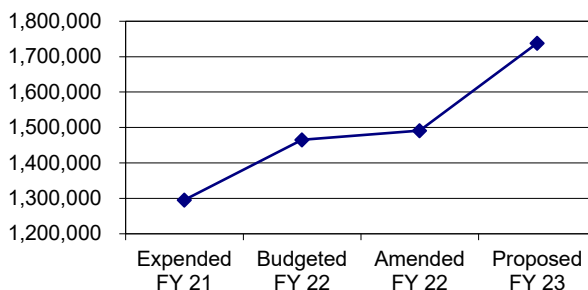
	Actual 20-21	Budgeted 21-22	Amended 21-22	Proposed 22-23
Personnel	950,602	1,098,500	1,124,500	1,297,700
Contractual	298,706	337,100	337,100	415,300
Supplies	4,917	5,950	5,950	7,450
Operational	2,426	15,150	15,150	13,150
Utilities	3,384	3,700	3,700	4,900
Capital	35,649	4,600	4,600	-
<b>Total</b>	<b>1,295,684</b>	<b>1,465,000</b>	<b>1,491,000</b>	<b>1,738,500</b>

### Personnel Schedule

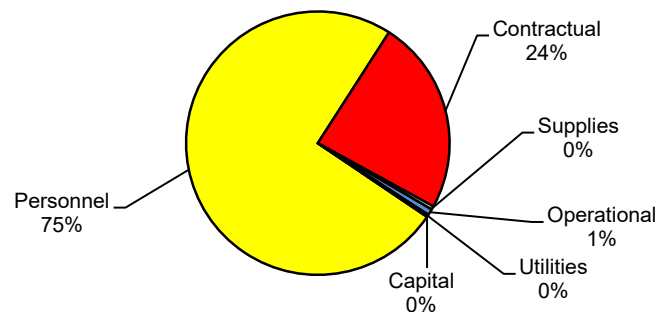
<u>Position</u>	Classification	<u>FY 22 Approved</u>	<u>FY 23 Proposed</u>
Communications Manager	23	-	1
Communications Supervisor	20	3	3
Communications Specialist	16	12	12

### Activity Trends

**Financial History**



**FY 23 Expenditures by Category**



<b>Fund</b>	<b>Department</b>	<b>Division</b>
01 General Fund	30 Police	32 Communications

G/L Account	2021 Actual Amount	2022 Adopted Budget	2022 Amended Budget	2023 City Manager Approved
-------------	--------------------	---------------------	---------------------	----------------------------

*PERSONNEL SERVICES*

101 SALARIES & WAGES-SUPERVISOR	203,884	213,100	213,100	309,650
---------------------------------	---------	---------	---------	---------

<b>Notes:</b>	Communications Manager
<p>The Communications Division is requesting to add a non-sworn Communications Manager position. The position will report to the Administrative Services Lieutenant and meet the job description for the same position that was removed in 2017. This position will require a computer and a cell phone.</p> <p>The Communications Division currently has three Communications Supervisors who are responsible for direct supervision of the Communications Specialists assigned to each shift. The Administrative Services Lieutenant is responsible for ensuring that the Communications Center is in compliance with federal and state regulatory requirements while maintaining the additional responsibilities associated with the Administrative Lieutenant position. Police Lieutenants are required to rotate to different divisions in the police department to gain experience and knowledge. The time spent in the Administrative Services position creates a challenge for developing an expertise in communications systems and requirements. A Communications Manager, with an expertise in this discipline, will help to ensure appropriate compliance and employee oversight.</p> <p>Salary and Benefits: \$88,167                  Cell phone \$1,200                  Uniforms \$1,250</p> <p><b>CITY MANAGER'S COMMENTS: Approved</b></p>	

104 SALARIES & WAGES-CLERICAL	416,734	591,800	505,800	654,750
-------------------------------	---------	---------	---------	---------

<b>Notes:</b>	Telecommunicator Positions
<p>The Communications Division is requesting to add 3 Telecommunicator positions. The Communications Division is currently allocated 12 Telecommunicator positions and 3 supervisory positions. Telecommunicator positions have not been added since 2015. In the intervening time, the call center has experienced a 166% increase in 9-1-1 emergency calls with 19,417 9-1-1 calls in 2015 and 51,641 9-1-1 calls in 2021. This does not include the increase in additional calls for service that are not routed through the 9-1-1 system. The Communications Division contracts with the Cities of Fate and Heath for public safety communications. The populations of Fate and Heath have grown significantly over the last several years and are projected to continue to do so, which will increase the workload of the call center.</p> <p>Adding 3 positions will provide additional personnel in response to an increase in the communications work load. It will also provide additional personnel during hours with high call volume and during special events to minimize mandatory overtime.</p> <p>Salary and Benefits \$47,031 each position</p> <p><b>CITY MANAGER'S COMMENTS: Disapproved</b></p>	

<b>Fund</b>	<b>Department</b>	<b>Division</b>
01 General Fund	30 Police	32 Communications

G/L Account	2021 Actual Amount	2022 Adopted Budget	2022 Amended Budget	2023 City Manager Approved
109 SALARIES & WAGES-OVERTIME	139,676	90,000	190,000	90,000
113 EDUCATION/CERTIFICATE PAY	3,647	5,100	5,100	5,500
114 LONGEVITY PAY	4,328	5,300	5,300	6,200
120 FICA & MEDICARE EXPENSE	57,234	61,550	61,550	73,800
122 T.M.R.S. RETIREMENT EXPENSE	125,100	131,650	143,650	157,800
<i>PERSONNEL SERVICES Totals</i>	950,602	1,098,500	1,124,500	1,297,700

CONTRACTUAL

231 SERVICE MAINTENANCE CONTRACTS	298,531	337,100	337,100	415,300
-----------------------------------	---------	---------	---------	---------

<b>Notes:</b>	<b>New Software and Hardware</b>
<p>\$2,495 - The Communications Center uses the CitiCall testing system during the employee application process for Telecommunicator positions. We are requesting to upgrade the product to allow an unlimited number of applicants to take the test in a group or online from a remote location.</p> <p>\$5,770 The department uses the Miller Mendel eSOPH software to conduct background investigations. Each year, credits are purchased based on the number of reports that are expected to be completed and the unused credits do not expire. The police department is requesting to purchase 75 credits.</p> <p>\$20,000 IDS Background Investigations To improve the completion time associated with background investigations, the police department is using a private background investigations company, IDS for dispatch applicants and some police applicants. The department is requesting to increase \$20,000 to pay for background investigation associated with current sworn and non-sworn openings and anticipated additional positions in the coming 2022-2023 budget.</p> <p>\$25,000 New World PS Server Migration The current Public Safety servers are almost five years old and will need to be refreshed. This will ensure that they continue to remain stable and available for Police and Fire during day to day emergency operations. This refresh is also required to prepare for the final step of our transition from LE/Fire Records to New World Enterprise Records. The requested funds include a contract with Tyler Technologies to migrate the current data and install and configure any software relating to public safety servers.</p> <p>\$25,000 increase in existing support contracts.</p> <p>\$1,440 Router Service The Communications Division is requesting 3 wireless routers. The routers will be used to provide internet services for 3 portable dispatch consoles. These consoles were purchased last year to utilize as a backup dispatch system and can also be used for special events.</p> <p style="color: green;"><b>CITY MANAGER'S COMMENTS: Approved</b></p>	

242 EQUIPMENT RENTAL & LEASE	175	-	-	-
<i>CONTRACTUAL Totals</i>	298,706	337,100	337,100	415,300



<b>Fund</b>	<b>Department</b>	<b>Division</b>
01 General Fund	30 Police	32 Communications

<b>G/L Account</b>	<b>2021 Actual Amount</b>	<b>2022 Adopted Budget</b>	<b>2022 Amended Budget</b>	<b>2023 City Manager Approved</b>
<i>SUPPLIES</i>				
301 OFFICE SUPPLIES	658	900	900	900
310 PRINTING & BINDING	-	100	100	100
321 UNIFORMS	2,868	3,250	3,250	4,750
347 GENERAL MAINTENANCE SUPPLIES	1,392	1,700	1,700	1,700
<i>SUPPLIES Totals</i>	4,917	5,950	5,950	7,450
<i>OPERATIONS</i>				
410 DUES & SUBSCRIPTIONS	840	2,000	2,000	1,000
415 RECRUITING EXPENSES	-	3,300	3,300	3,300
430 TUITION & TRAINING	990	5,350	5,350	4,350
436 TRAVEL	596	4,500	4,500	4,500
<i>OPERATIONS Totals</i>	2,426	15,150	15,150	13,150
<i>UTILITIES</i>				
507 CELLULAR TELEPHONE	3,384	3,700	3,700	4,900
<i>UTILITIES Totals</i>	3,384	3,700	3,700	4,900
<i>CAPITAL</i>				
612 COMPUTER EQUIPMENT	35,649	4,600	4,600	-
<i>CAPITAL Totals</i>	35,649	4,600	4,600	-
<b>COMMUNICATIONS Totals</b>	<b>1,295,684</b>	<b>1,465,000</b>	<b>1,491,000</b>	<b>1,738,500</b>

## DIVISION SUMMARY

<b>Fund</b>	<b>Department</b>	<b>Division</b>
01 General	30 Police	33 Patrol

### Expenditure Summary

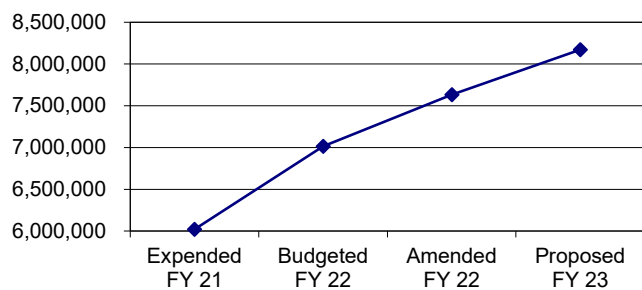
	Actual 20-21	Budgeted 21-22	Amended 21-22	Proposed 22-23
Personnel	5,341,176	5,896,550	6,348,550	6,674,250
Contractual	103,157	112,800	197,800	157,000
Supplies	303,252	393,800	472,800	547,550
Operational	75,994	51,900	51,900	86,000
Utilities	12,682	15,950	15,950	15,950
Capital	184,124	544,150	544,150	691,000
<b>Total</b>	<b>6,020,385</b>	<b>7,015,150</b>	<b>7,631,150</b>	<b>8,171,750</b>

### Personnel Schedule

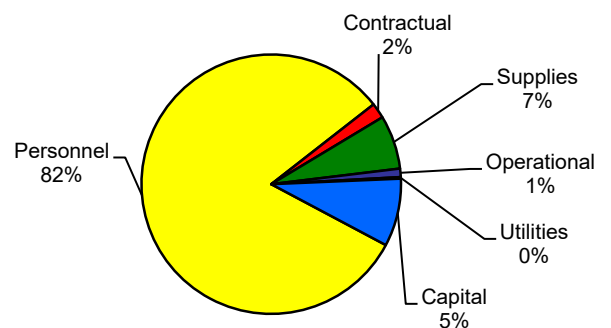
<u>Position</u>	Classification	<u>FY 22 Approved</u>	<u>FY 23 Proposed</u>
Patrol Sergeant	P7	7	7
Patrol Officer	P5	46	48
Crime Analyst	19	1	1

### Activity Trends

**Financial History**



**FY 23 Expenditures by Category**



Fund	Department	Division
01 General Fund	30 Police	33 Patrol

G/L Account	2021 Actual Amount	2022 Adopted Budget	2022 Amended Budget	2023 City Manager Approved
-------------	--------------------	---------------------	---------------------	----------------------------

*PERSONNEL SERVICES*

101 SALARIES & WAGES-SUPERVISOR	714,128	694,200	694,200	743,350
107 SALARIES & WAGES-LABOR	3,102,922	3,688,700	3,688,700	4,222,450

<b>Notes:</b>	<b>New Patrol Personnel</b>
<p>We request the addition of five (5) new police officer positions to increase staffing in the Patrol Division. Over the course of the past 13 years, the staffing within the Patrol Division has fluctuated with specialized and supporting units drafting officer critical needs throughout the Department. Currently, there are 46 police officers assigned to the Patrol Division an increase of only 6.97% in staffing or three (3) officers since Fiscal Year 2010. The City of Rockwall continues to rapidly grow and in turn, calls for service have followed suit. This is clearly defined in the overall increase of 27.33% or 5,735 calls for service from Calendar Year 2015 to 2021. In addition, the complexity of many calls that are being fielded today require additional manpower and/or extended periods of call time to be resolved, placing a greater strain on existing manpower. These include, but have not been limited to an increase of 9.75% in Assaults, 13.73% in Disturbances, 13.64% in Disturbed Persons, 38.46% in Harassments, and an increase of 67.60% in Meet Compliant Calls. This has also been evident in traffic accidents, fatalities and hit and run accidents, which have increased by 82% from Calendar Year 2015 to 2021 and are up more than 16% year to date (January-May) from the previous year.</p> <p>The City of Rockwall continues to rapidly grow with major infrastructure projects (IH30, SH205, SH276, etc.) which will require strategically placing officers to quickly respond address and clear motor vehicle accidents in a timely manner. Our goal will be to reduce traffic congestion and increase overall safer roadway conditions while facilitating a consistent traffic flow to ensure the continued success of the businesses located within these corridors.</p> <p>In recent years there has been a troublesome trend in law enforcement where officers continue to depart for other opportunities, retire earlier than in past years or fail to meet the required standards of training to proceed in this career field. We have not been immune to this phenomenon as we experience a shift to a continual hiring process during the past 10 years to account for increased attrition. As such, the ability to staff operational shifts without overtaxing officers has been difficult and at times has required the reassignment of officers in specialized units back to the Patrol Division. Increased staffing would lessen the ripple effect when an experienced officer departs and help facilitate the training of new officers, which takes approximately 15-18 months-including the police academy.</p> <p>In addition, with increased personnel the department would have the ability to provide career enrichment opportunities such as temporary assignments to CID, Narcotics, Community Services, etc., which would help to expand an officer's knowledge base, would be viewed positively for recruit, and would increase overall job satisfaction. It would also provide effective field operational initiatives such as directed burglary and BMV patrols, which are not currently possible due to patrols staffing fluctuations. Finally, the addition of patrol staff is in line with and accomplishes several of the benchmarks set forth in the Police Department's Strategic Plan for growth and community safety.</p> <p>The cost of a new officer is:  Salary and Benefits: \$75,820  Radio Cost: \$4,600  Taser: \$2450.  Firearm: \$450  Body Camera: \$1,050  Uniforms: \$7,200  Total Cost: \$15,750</p> <p><b>CITY MANAGER'S COMMENTS: 2 new Positions are Approved and the remaining 3 positions are Disapproved</b></p>	

<b>Fund</b>	<b>Department</b>	<b>Division</b>
01 General Fund	30 Police	33 Patrol

G/L Account	2021 Actual Amount	2022 Adopted Budget	2022 Amended Budget	2023 City Manager Approved
108 OVERTIME-STEP	39,948	80,000	45,000	80,000
109 SALARIES & WAGES-OVERTIME	393,215	300,000	600,000	350,000
113 EDUCATION/CERTIFICATE PAY	34,998	56,400	56,400	56,400
114 LONGEVITY PAY	22,083	24,900	24,900	24,900
120 FICA & MEDICARE EXPENSE	320,634	335,300	387,300	381,450
122 T.M.R.S. RETIREMENT EXPENSE	713,248	717,050	852,050	815,700

*PERSONNEL SERVICES Totals*      5,341,176      5,896,550      6,348,550      6,674,250

*CONTRACTUAL*

240 EQUIPMENT REPAIRS	6,020	6,000	6,000	6,000
242 EQUIPMENT RENTAL & LEASE	4,354	6,800	6,800	1,000
246 VEHICLE REPAIRS	92,783	100,000	185,000	150,000

*CONTRACTUAL Totals*      103,157      112,800      197,800      157,000

*SUPPLIES*

301 OFFICE SUPPLIES	901	1,000	1,000	1,000
310 PRINTING & BINDING	1,829	3,900	3,900	3,900
315 TRAINING SUPPLIES	55,753	71,000	71,000	71,000
321 UNIFORMS	90,547	128,250	128,250	188,250

<b>Notes:</b>	<b>New Equipment</b>
<p><b>\$60,000 Outer Vest Carrier</b>                  Purchase of outer vest carriers and all accessories for Departmental personnel. The outer vest carrier has become a mainstream option for many department due its benefits which are directly tied to an officer's overall wellbeing. Wearing the outer vest will be at each officer's choosing.</p> <p>The outer vest carrier provides the ability to redistribute weight and remove much of the strain on an officer's hips while balancing portions of the load in a more effective manner. In addition, the outer carrier provides the capability to remove all obstructions from the rear of the duty belt, thus providing correct posture, reduced lower back pain and an overall more comfortable and productive environment when sitting in a squad car for an extended period of time.</p> <p>The outer vest carrier also provides the officer with ability to address extremely high temperatures, by providing the real time capability to remove the garment and immediately begin the cooling cycle while reducing overall body temperature.</p> <p>Finally, in cases where an officer is critically injured the outer vest carrier could quickly be removed providing access to the officer's chest and abdomen for responding officers or emergency medical personnel to assess and treat any wounds.</p> <p><b>CITY MANAGER'S COMMENTS: Approved from General Fund Reserves</b></p>	

331 FUEL & LUBRICANTS	134,884	156,250	235,250	250,000
347 GENERAL MAINTENANCE SUPPLIES	13,420	13,400	13,400	13,400
374 POLICE EXPLORER PROGRAM	828	10,000	10,000	10,000
376 POLICE CANINE EXPENSE	5,089	10,000	10,000	10,000

*SUPPLIES Totals*      303,252      393,800      472,800      547,550

<b>Fund</b>	<b>Department</b>	<b>Division</b>
01 General Fund	30 Police	33 Patrol

<b>G/L Account</b>	<b>2021 Actual Amount</b>	<b>2022 Adopted Budget</b>	<b>2022 Amended Budget</b>	<b>2023 City Manager Approved</b>
--------------------	---------------------------	----------------------------	----------------------------	-----------------------------------

*OPERATIONS*

410 DUES & SUBSCRIPTIONS	265	400	400	500
415 RECRUITING EXPENSES	20,651	15,500	15,500	15,500
430 TUITION & TRAINING	47,884	30,000	30,000	50,000

<b>Notes:</b>	<b>Increase in Training/Tuition</b>
<p>\$20,000 increase to this line item to offset the expense of the police academy tuition for new officers and for the cost of school of police supervision for three (3) new sergeants. The expense of the supervisor's school will cost \$1,850 per sergeant for a total of \$5,550. and the police academy cost will exceed \$2,000 per new recruit. These costs will limit our ability to provide training to other sworn personnel in the Patrol Division without an increase in this line item.</p> <p><b>CITY MANAGER'S COMMENTS: Approved</b></p>	

436 TRAVEL	7,194	6,000	6,000	20,000
<i>OPERATIONS Totals</i>	<u>75,994</u>	<u>51,900</u>	<u>51,900</u>	<u>86,000</u>

*UTILITIES*

507 CELLULAR TELEPHONE	12,682	15,950	15,950	15,950
<i>UTILITIES Totals</i>	<u>12,682</u>	<u>15,950</u>	<u>15,950</u>	<u>15,950</u>

*CAPITAL*

623 VEHICLES	93,414	454,350	454,350	660,000
--------------	--------	---------	---------	---------

<b>Notes:</b>	<b>New Vehicles</b>
<p>\$513,000 New Patrol Vehicles - request Six (6) new patrol vehicles three (3) Chevrolet Tahoe and three (3) Ford Explorer to add to the existing fleet. The funds requested include the purchase of the 6 vehicles \$243,867 along with all equipment and installation costs \$269,133. The additional vehicles will be used to maintain a functional and reliable fleet while extending the longevity of the Patrol Fleet. These vehicles will also help facilitate the Take Home Vehicle (THV) program and help bridge a gap that has occurred due to vehicle and equipment shortages, making it difficult to support patrol operations.</p> <p>\$147,000 Traffic Squad Car Replacements Purchase two (2) replacement traffic division vehicles. The purchase will replace two existing traffic cars that are at the end of their functional service expectancy and both will soon exceed 100,000 miles. Both vehicles have also experienced exceedingly high maintenance costs and are outside of the warranty period. The funds requested include the two (2) vehicles (\$100,000), required equipment and installation costs (\$47,000), and the buy board fee.</p> <p><b>CITY MANAGER'S COMMENTS: Approved from General Fund Reserves</b></p>	

<b>Fund</b>	<b>Department</b>	<b>Division</b>
01 General Fund	30 Police	33 Patrol

<b>G/L Account</b>	<b>2021 Actual Amount</b>	<b>2022 Adopted Budget</b>	<b>2022 Amended Budget</b>	<b>2023 City Manager Approved</b>
--------------------	-----------------------------------	------------------------------------	------------------------------------	---

624	POLICE EQUIPMENT	82,494	79,800	79,800	16,000
-----	------------------	--------	--------	--------	--------

<b>Notes:</b>	<b>New Equipment</b>
<p>\$16,000 Automatic External Defibrillator                  Purchase of eight (8) new Automatic External Defibrillators (AED) to be placed in patrol vehicles that are not currently equipped with the device. The AEDs have been used by officers in the field to successfully save numerous lives in the past 11 years.</p> <p style="color: green;">CITY MANAGER'S COMMENTS: Approved</p>	

624	SWAT EQUIPMENT	8,216	10,000	10,000	15,000
-----	----------------	-------	--------	--------	--------

<b>Notes:</b>	<b>Increase Yearly SWAT Budget</b>
<p>\$5,000 Increase to annual SWAT Budget.                  The funds will be allocated towards the purchase of less than lethal munitions and equipment. Prices on ammunition and less-than-lethal munitions have risen over the past year due to inflation in the economy. The additional funds will also be utilized for the acquisition of new and replacement equipment for a growing tactical team.</p> <p style="color: green;">CITY MANAGER'S COMMENTS: Approved</p>	

<i>CAPITAL Totals</i>	184,124	544,150	544,150	691,000
-----------------------	---------	---------	---------	---------

<b>PATROL Totals</b>	<b>6,020,385</b>	<b>7,015,150</b>	<b>7,631,150</b>	<b>8,171,750</b>
----------------------	------------------	------------------	------------------	------------------

## DIVISION SUMMARY

<b>Fund</b>	<b>Department</b>	<b>Division</b>
01 General	30 Police	34 CID

### Expenditure Summary

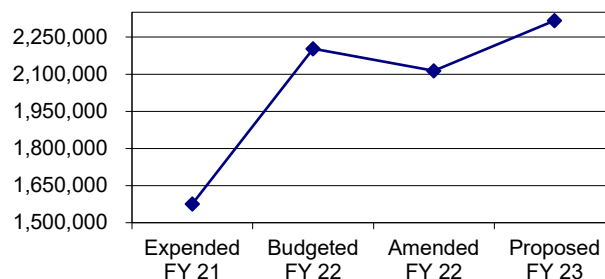
	Actual 20-21	Budgeted 21-22	Amended 21-22	Proposed 22-23
Personnel	1,384,664	1,933,450	1,841,450	2,002,200
Contractual	64,029	102,300	104,300	124,600
Supplies	25,188	46,800	46,800	50,800
Operational	6,646	13,700	13,700	17,800
Utilities	11,784	19,550	19,550	19,550
Capital	83,966	87,200	87,200	101,500
<b>Total</b>	<b>1,576,277</b>	<b>2,203,000</b>	<b>2,113,000</b>	<b>2,316,450</b>

### Personnel Schedule

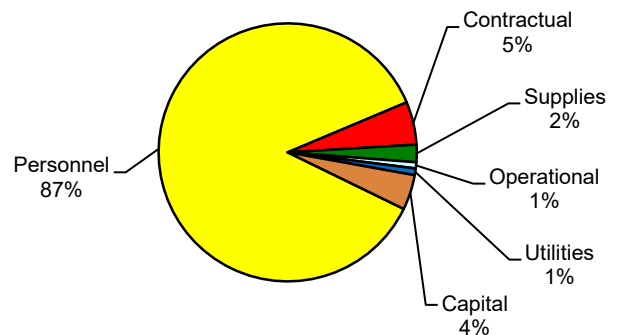
<u>Position</u>	Classification	<u>FY 22 Approved</u>	<u>FY 23 Proposed</u>
Sergeant	P7	3	3
Investigator	P5	8	8
Investigator - Narcotics	P5	4	4
Public Safety Officer/Crime Scene Tech.	14	1	1
Property and Evidence Technician	14	1	1

### Activity Trends

**Financial History**



**FY 23 Expenditures by Category**



<b>Fund</b>	<b>Department</b>	<b>Division</b>
01 General Fund	30 Police	34 Criminal Investigation

G/L Account	2021 Actual Amount	2022 Adopted Budget	2022 Amended Budget	2023 City Manager Approved
-------------	--------------------------	---------------------------	---------------------------	----------------------------------

*PERSONNEL SERVICES*

101 SALARIES & WAGES-SUPERVISOR	188,084	296,800	296,800	303,900
104 SALARIES & WAGES-CLERICAL	53,243	55,650	55,650	59,150
107 SALARIES & WAGES-LABOR	774,994	1,139,200	989,200	1,144,350

<b>Notes:</b>	<b>General Crimes Detective</b>
<p>We request the addition of a General Crimes Detective for the Criminal Investigations Division (CID). 2 General Crimes Detectives were requested in the 2021-2022 Budget, 1 General Crimes Detective was approved. A significant increase in case load had occurred 2015-2020 with an average of over 2400 cases per year shared by 3 general crimes detectives averaging 800 case assignments each yearly. After a small decrease in cases most likely associated with the Covid Pandemic in 2020, with the implementation of online crime reporting added as a convenient option for citizens and the gradual end in restrictions associated with the pandemic; the number of cases being shared now by 4 detectives continued to rise to over 2300 by the end of 2021. The population growth being experienced by Rockwall and our surrounding cities means more cases and demand on investigative staff. Already we are on course to end 2022 above 2400 cases, showing a continued increase. Additionally, the evolution of technology and the effect it has on the amount of time required to conduct robust investigations leading to successful prosecution of wrongdoers, continues to challenge current investigative personnel to continue providing the highest levels of customer care to our citizens and businesses. It is imperative that we maintain an appropriate number of detectives to balance workloads to that end.</p> <p>Salary and Benefits: \$92,050                      Equipment \$13,200                      Office equipment, cell phone \$10,000                      Vehicle \$47,850</p> <p><b>CITY MANAGER'S COMMENTS: Disapproved</b></p>	

109 SALARIES & WAGES-OVERTIME	76,239	50,000	140,000	98,600
-------------------------------	--------	--------	---------	--------

<b>Notes:</b>	<b>On Call Detective Compensation</b>
<p>\$15,500 "On- call" is the practice of designating a Detective within the Criminal Investigation Division to be available to return to work if the need arises outside normal business hours. The division rotates staffing Detectives every 7 days in an "on-call" rotation, Tuesday morning at 7am until the following Tuesday morning at 7am. It is important to recognize and value employee's time away from work as healthy and necessary in balancing the demands of professional and personal/family life. While in the "on-call" status a Detective's personal time and activities are restricted. Frequent phone calls and immediate response requirements often hinder Detective's ability to utilize their time off for personal activities.</p> <p>The Criminal investigation Division request Detectives receive the following compensation when assigned to "on-call" status:</p> <p>1.) Earn 6 hours of COMP TIME per week when designated "on- call".</p> <p>2.) Earn 10 hours COMP TIME per week when designated "on- call" during a week, which contains a recognized City Holiday.</p> <p><b>CITY MANAGER'S COMMENTS: Approved</b></p>	



<b>Fund</b>	<b>Department</b>	<b>Division</b>
01 General Fund	30 Police	34 Criminal Investigation

G/L Account	2021 Actual Amount	2022 Adopted Budget	2022 Amended Budget	2023 City Manager Approved
113 EDUCATION/CERTIFICATE PAY	11,654	21,700	21,700	21,700
114 LONGEVITY PAY	12,117	12,000	12,000	12,600
120 FICA & MEDICARE EXPENSE	83,801	114,100	102,100	115,300
122 T.M.R.S. RETIREMENT EXPENSE	184,532	244,000	224,000	246,600
<i>PERSONNEL SERVICES Totals</i>	1,384,664	1,933,450	1,841,450	2,002,200

*CONTRACTUAL*

231 SERVICE MAINTENANCE CONTRACTS	39,407	68,400	68,400	84,100
-----------------------------------	--------	--------	--------	--------

<b>Notes:</b>	<b>New Requests</b>
<p>\$4,300 Cellebrite UFED 4PC &amp; Physical Analyzer- enables lawful access to locked and encrypted digital devices. Cellebrite Physical Analyzer helps access actionable intelligence from the broadest range of digital devices, applications, warrant returns, the Cloud and will processes Grayshift Graykey extractions. The National Computer Forensics Institute initially issued these items to the Rockwall Police Department Criminal Investigation Division but costs associated moving forward starting in July 2023 will be the responsibility of the police department. Annual on going expense.</p> <p>\$1,295 DataPilot is a triage and acquisition tool that allows digital forensic examiners the capability of viewing digital evidence in real-time and capture evidence accordingly. The DATAPILOT offers a screen mirroring function that would allow recording of volatile evidence on a device before it could be deleted or destroyed by a suspect or witness. The initial cost covers the DATAPILOT device, Cable Kits and certification training to use the tool. Annual ongoing expense.</p> <p>\$695 GetData Forensic Explorer-combines Graphical User Interface (GUI) with advanced sort, filter, keyword search, data recovery and script technology to process large volumes of data, automate complex investigation tasks and produce reports. This software is used to copy suspect computer hard drives or other storage devices into a virtual environment allowing the investigator to observe what the suspect sees on that item of digital evidence without having to use the original item of evidence and risk loss during transfer.</p> <p>\$10,570 Grayshift Graykey Mobile device forensics is increasing and we need to have a capable mobile extraction solution. GrayKey is a state-of-the-art forensic access tool that extracts encrypted or inaccessible data from iOS and leading Android devices to access critical evidence. This solution will assist in expediting cell phone forensic examinations and provide the most comprehensive extraction possible. \$10,570 - consisting of a one-time device cost of \$575 and then \$9,995 per year starting in the 2024 budget.</p> <p>\$1,400 Ground Covert Camera System Support and Warranty</p> <p>\$540 Ground Covert Camera System Hot Spot</p> <p style="color: green;"><b>CITY MANAGER'S COMMENTS: Approved</b></p>	

<b>Fund</b>	<b>Department</b>	<b>Division</b>
01 General Fund	30 Police	34 Criminal Investigation

G/L Account	2021 Actual Amount	2022 Adopted Budget	2022 Amended Budget	2023 City Manager Approved
-------------	--------------------------	---------------------------	---------------------------	----------------------------------

237 UNIFORM SERVICE	6,300	8,400	8,400	9,000
240 EQUIPMENT REPAIRS	159	500	500	500
246 VEHICLE REPAIRS	4,726	11,000	13,000	11,000
261 CRIME SCENE SERVICES	13,438	14,000	14,000	20,000
<i>CONTRACTUAL Totals</i>	64,029	102,300	104,300	124,600

*SUPPLIES*

301 OFFICE SUPPLIES	2,092	2,000	2,000	2,500
310 PRINTING & BINDING	426	500	500	500
321 UNIFORMS	1,460	7,300	7,300	7,300
331 FUEL & LUBRICANTS	14,840	26,500	26,500	30,000
347 GENERAL MAINTENANCE SUPPLIES	199	500	500	500
373 INVESTIGATION SUPPLIES	6,171	10,000	10,000	10,000
<i>SUPPLIES Totals</i>	25,188	46,800	46,800	50,800

*OPERATIONS*

410 DUES & SUBSCRIPTIONS	120	200	200	1,000
430 TUITION & TRAINING	4,599	5,000	5,000	8,300

<b>Notes:</b>	Cellebrite Certification
<p>\$3,290 Cellebrite Operator/Analyst                  Cellebrite Certified Mobile Examiners course is designed for the intermediate and advanced investigator/ digital forensic examiner. Currently only one detective has the training and bears the brunt of all mobile examinations. This training will allow a second cell phone examiner to share the duties of forensic cell phone examinations resulting in a decrease in the backlog we currently are experiencing.</p> <p><b>CITY MANAGER'S COMMENTS: Approved</b></p>	

436 TRAVEL	1,927	8,000	8,000	8,000
447 DRUG TESTING	-	500	500	500
<i>OPERATIONS Totals</i>	6,646	13,700	13,700	17,800

*UTILITIES*

507 CELLULAR TELEPHONE	11,784	19,550	19,550	19,550
<i>UTILITIES Totals</i>	11,784	19,550	19,550	19,550

<b>Fund</b>	<b>Department</b>	<b>Division</b>
01 General Fund	30 Police	34 Criminal Investigation

G/L Account	2021 Actual Amount	2022 Adopted Budget	2022 Amended Budget	2023 City Manager Approved
-------------	--------------------------	---------------------------	---------------------------	----------------------------------

*CAPITAL*

610 FURNITURE & FIXTURES	-	-	-	63,200
--------------------------	---	---	---	--------

<b>Notes:</b>	Office and Training Furniture
<p>\$23,100 New furniture for the Narcotics and Traffic Division offices at the new Community Services Annex building. With the new space and the necessary adjustments to where divisions are assigned, the Narcotics and Traffic Divisions will occupy offices at the location which currently has no office furniture. The figure requested represents the estimate from our vendor plus a 10% overage to account for prevailing supply chain and future cost increase concerns.</p> <p>\$40,100 Training Room Furniture - tables and chairs for the newly acquired Community Service Annex Training Room. The room will be used to host multiple in-service trainings, meetings, and community events. The submitted amount represents the quoted price for 20 tables and 40 chairs and includes a 10% overage for prevailing supply chain shortages and possible price increases.</p> <p><b>CITY MANAGER'S COMMENTS:</b> Approved from General Fund Reserves</p>	

612 COMPUTER EQUIPMENT	51,445	-	-	5,300
------------------------	--------	---	---	-------

<b>Notes:</b>	New Software/Hardware
<p>\$5,280 DataPilot</p> <p>A triage and acquisition tool that allows digital forensic examiners the capability of viewing digital evidence in real-time and capture evidence accordingly. The DATAPILOT offers a screen mirroring function that would allow recording of volatile evidence on a device before it could be deleted or destroyed by a suspect or witness. The initial cost covers the DATAPILOT device, Cable Kits and certification training to use the tool.</p> <p><b>CITY MANAGER'S COMMENTS:</b> Approved</p>	

623 VEHICLES	32,521	87,200	87,200	33,000
--------------	--------	--------	--------	--------

<b>Notes:</b>	New Vehicles
<p>\$33,000 Covert Vehicle Replacement</p> <p>The narcotics Unit would like to replace one covert vehicle, a 2015 Nissan Armada. The vehicle is 7 years old and is estimated to exceed 140,000 miles by the end of the 2022 fiscal year. It is beginning to experience extensive maintenance issues. Since September of 2020, there has been approximately \$3,500 in repairs, which does not include standard maintenance or tires. Total maintenance cost since purchase is \$7,843.</p> <p><b>CITY MANAGER'S COMMENTS:</b> Approved from General Fund Reserves</p>	

*CAPITAL Totals*      83,966      87,200      87,200      101,500

<b>CRIMINAL INVESTIGATIONS Totals</b>	<b>1,576,277</b>	<b>2,203,000</b>	<b>2,113,000</b>	<b>2,316,450</b>
---------------------------------------	------------------	------------------	------------------	------------------

## DIVISION SUMMARY

<b>Fund</b>	<b>Department</b>	<b>Division</b>
01 General	30 Police	35 Community Services

### Expenditure Summary

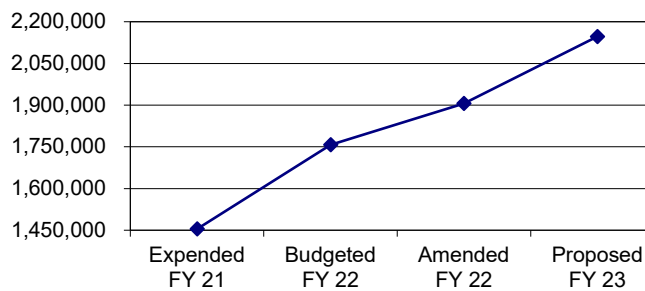
	Actual 20-21	Budgeted 21-22	Amended 21-22	Proposed 22-23
Personnel	1,347,378	1,475,500	1,597,500	1,724,650
Contractual	33,790	180,900	195,900	189,750
Supplies	56,353	85,550	97,550	106,550
Operational	13,195	9,900	9,900	9,900
Utilities	3,627	4,900	4,900	4,900
Capital	-	-	-	111,000
<b>Total</b>	<b>1,454,344</b>	<b>1,756,750</b>	<b>1,905,750</b>	<b>2,146,750</b>

### Personnel Schedule

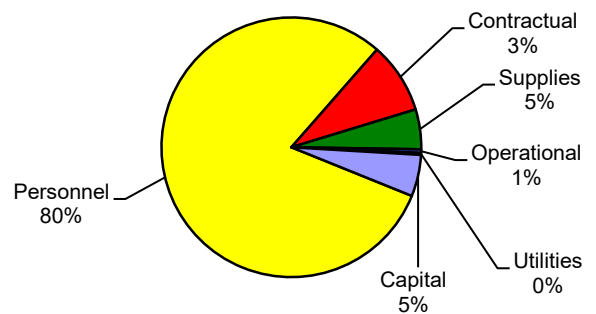
<u>Position</u>	Classification	<u>FY 22 Approved</u>	<u>FY 23 Proposed</u>
Sergeant - Juvenile/Crime Prevention	P7	2	2
School Resource Officer	P5	9	10
Crime Prevention Officer	P5	2	2

### Activity Trends

**Financial History**



**FY 23 Expenditures by Category**



<b>Fund</b>	<b>Department</b>	<b>Division</b>
01 General Fund	30 Police	35 Community Services

G/L Account	2021 Actual Amount	2022 Adopted Budget	2022 Amended Budget	2023 City Manager Approved
-------------	--------------------------	---------------------------	---------------------------	----------------------------------

*PERSONNEL SERVICES*

101 SALARIES & WAGES-SUPERVISOR	191,094	201,250	201,250	215,350
107 SALARIES & WAGES-LABOR	807,743	920,450	950,450	1,104,450

<b>Notes:</b>	<b>Additional SRO</b>
RISD has requested an additional SRO for Rockwall High School which would bring the number in that building to 3 officers. RISD pays 75% of the salary and benefits of this officer annually.	
Salary and Benefits: \$92,050	
<b>CITY MANAGER'S COMMENTS: Approved</b>	

109 SALARIES & WAGES-OVERTIME	69,272	50,000	105,000	50,000
113 EDUCATION/CERTIFICATE PAY	12,450	25,000	25,000	25,000
114 LONGEVITY PAY	8,685	9,500	9,500	13,000
120 FICA & MEDICARE EXPENSE	79,054	85,800	95,800	100,950
122 T.M.R.S. RETIREMENT EXPENSE	179,080	183,500	210,500	215,900

<i>PERSONNEL SERVICES Totals</i>	<u>1,347,378</u>	<u>1,475,500</u>	<u>1,597,500</u>	<u>1,724,650</u>
----------------------------------	------------------	------------------	------------------	------------------

*CONTRACTUAL*

240 EQUIPMENT REPAIRS	-	500	500	500
242 EQUIPMENT RENTAL & LEASE	66	1,650	1,650	500
243 BUILDING LEASE	21,033	167,750	167,750	167,750
246 VEHICLE REPAIRS	12,691	11,000	26,000	21,000

<i>CONTRACTUAL Totals</i>	<u>33,790</u>	<u>180,900</u>	<u>195,900</u>	<u>189,750</u>
---------------------------	---------------	----------------	----------------	----------------

*SUPPLIES*

301 OFFICE SUPPLIES	854	1,000	1,000	1,000
310 PRINTING & BINDING	-	600	600	600
321 UNIFORMS	14,214	24,450	24,450	24,450
331 FUEL & LUBRICANTS	23,900	24,000	36,000	45,000
347 GENERAL MAINTENANCE SUPPLIES	1,990	2,800	2,800	2,800
370 COP PROGRAM SUPPLIES	5,793	7,500	7,500	7,500
371 CRIME PREVENTION SUPPLIES	7,756	22,700	22,700	22,700
372 CPA PROGRAM SUPPLIES	1,847	2,500	2,500	2,500

<i>SUPPLIES Totals</i>	<u>56,353</u>	<u>85,550</u>	<u>97,550</u>	<u>106,550</u>
------------------------	---------------	---------------	---------------	----------------

<b>Fund</b>	<b>Department</b>	<b>Division</b>
01 General Fund	30 Police	35 Community Services

G/L Account	2021 Actual Amount	2022 Adopted Budget	2022 Amended Budget	2023 City Manager Approved
<i>OPERATIONS</i>				
410 DUES & SUBSCRIPTIONS	643	900	900	900
430 TUITION & TRAINING	5,558	4,000	4,000	4,000
436 TRAVEL	6,994	5,000	5,000	5,000
<i>OPERATIONS Totals</i>	13,195	9,900	9,900	9,900
<i>UTILITIES</i>				
507 CELLULAR TELEPHONE	3,627	4,900	4,900	4,900
<i>UTILITIES Totals</i>	3,627	4,900	4,900	4,900
<i>CAPITAL</i>				
623 VEHICLES	-	-	-	111,000

**Notes:** [New Vehicles](#)

\$47,500 Purchase one (1) truck for our Community Services unit. The cost includes the base vehicle price (\$35,000), equipment (\$7,600), and includes the Buy Board Fee. This purchase will replace an 11-year-old vehicle that exceeds 100,000 miles and is an appropriate platform to pull special use trailers that contain many of the programming materials for various community services events. The requested amount also includes a 10% overage for potential, unforeseen price increases.

\$63,500 Purchase one (1) new unmarked police squad for our mental health unit. The cost includes the base vehicle cost (\$40,000), equipment and installation costs (\$23,500), and the buy board fee. An unmarked unit is appropriate for this position as it projects a softer image when utilized to interact with mental health consumers but still provides all the equipment necessary for safe transport and allows for unexpected callbacks to patrol if necessary. The requested amount also includes a 10% overage for potential, unforeseen price increases.

**CITY MANAGER'S COMMENTS:** [Approved from General Fund Reserves](#)

*CAPITAL Totals* - - - 111,000

<b>COMMUNITY SERVICES Totals</b>	<b>1,454,344</b>	<b>1,756,750</b>	<b>1,905,750</b>	<b>2,146,750</b>
----------------------------------	------------------	------------------	------------------	------------------

## DIVISION SUMMARY

<b>Fund</b>	<b>Department</b>	<b>Division</b>
01 General	30 Police	36 Warrants

### Expenditure Summary

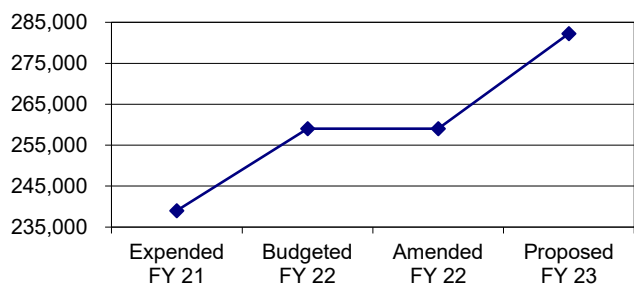
	Actual 20-21	Budgeted 21-22	Amended 21-22	Proposed 22-23
Personnel	237,326	252,850	252,850	276,500
Contractual	1,053	2,600	2,600	2,600
Supplies	655	2,700	2,700	3,150
Utilities	-	900	900	-
<b>Total</b>	<b>239,033</b>	<b>259,050</b>	<b>259,050</b>	<b>282,250</b>

### Personnel Schedule

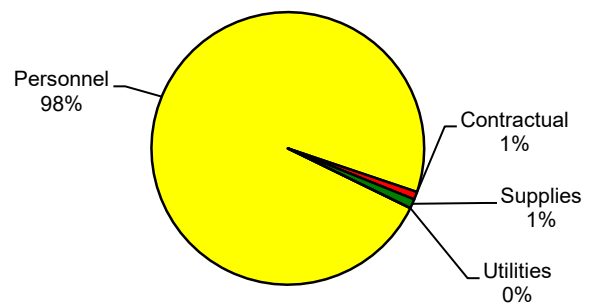
<u>Position</u>	Classification	<u>FY 22 Approved</u>	<u>FY 23 Proposed</u>
Warrant Clerk	12	1	1
Warrant Officers (2) P-T	P5	1	1
Bailiff (2) P-T	P5	1	1

### Activity Trends

**Financial History**



**FY 23 Expenditures by Category**



<b>Fund</b>	<b>Department</b>	<b>Division</b>
01 General Fund	30 Police	36 Warrants

<b>G/L Account</b>	<b>2021 Actual Amount</b>	<b>2022 Adopted Budget</b>	<b>2022 Amended Budget</b>	<b>2023 City Manager Approved</b>
--------------------	-----------------------------------	------------------------------------	------------------------------------	---

*PERSONNEL SERVICES*

104 SALARIES & WAGES-CLERICAL	53,341	55,650	55,650	59,150
107 SALARIES & WAGES-LABOR	155,893	167,000	167,000	184,050
109 SALARIES & WAGES-OVERTIME	-	1,500	1,500	1,500
113 EDUCATION/CERTIFICATE PAY	600	-	-	600
114 LONGEVITY PAY	2,248	2,600	2,600	2,900
120 FICA & MEDICARE EXPENSE	16,172	17,000	17,000	18,600
122 T.M.R.S. RETIREMENT EXP.	9,072	9,100	9,100	9,700

<i>PERSONNEL SERVICES Totals</i>	237,326	252,850	252,850	276,500
----------------------------------	---------	---------	---------	---------

*CONTRACTUAL*

231 SERVICE-MAINTENANCE CONTRACTS	937	900	900	900
240 EQUIPMENT REPAIRS	-	200	200	200
246 VEHICLE REPAIRS	116	1,500	1,500	1,500

<i>CONTRACTUAL Totals</i>	1,053	2,600	2,600	2,600
---------------------------	-------	-------	-------	-------

*SUPPLIES*

301 OFFICE SUPPLIES	-	150	150	150
310 PRINTING & BINDING	52	300	300	300
321 UNIFORMS	-	1,000	1,000	1,000
331 FUEL & LUBRICANTS	602	1,250	1,250	1,700

<i>SUPPLIES Totals</i>	655	2,700	2,700	3,150
------------------------	-----	-------	-------	-------

*UTILITIES*

507 CELLULAR TELEPHONE	-	900	900	-
------------------------	---	-----	-----	---

<i>UTILITIES Totals</i>	-	900	900	-
-------------------------	---	-----	-----	---

<b>WARRANTS Totals</b>	<b>239,033</b>	<b>259,050</b>	<b>259,050</b>	<b>282,250</b>
------------------------	----------------	----------------	----------------	----------------



## DIVISION SUMMARY

<b>Fund</b>	<b>Department</b>	<b>Division</b>
01 General	30 Police	37 Records

### Expenditure Summary

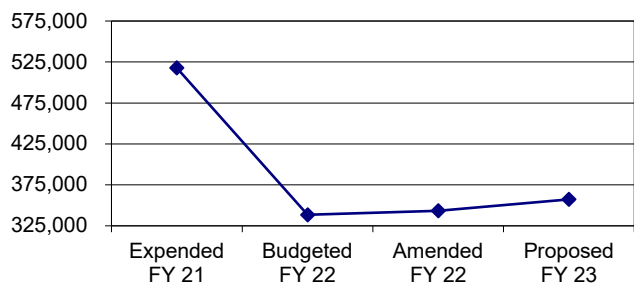
	Actual 20-21	Budgeted 21-22	Amended 21-22	Proposed 22-23
Personnel	504,945	322,050	327,050	345,400
Contractual	5,067	7,150	7,150	3,900
Supplies	1,755	2,450	2,450	2,950
Operational	2,917	5,100	5,100	5,100
Utilities	2,994	1,750	1,750	-
<b>Total</b>	<b>517,678</b>	<b>338,500</b>	<b>343,500</b>	<b>357,350</b>

### Personnel Schedule

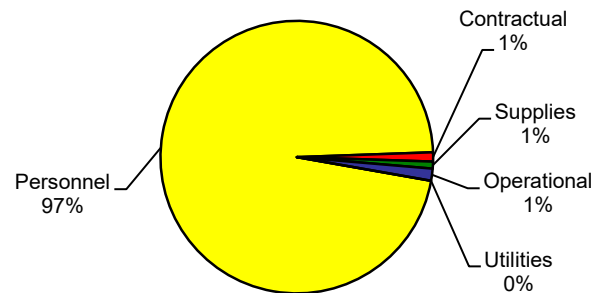
<u>Position</u>	Classification	<u>FY 22 Approved</u>	<u>FY 23 Proposed</u>
Personnel Sergeant	P7	1	1
Records Clerk	12	3	3

### Activity Trends

**Financial History**



**FY 23 Expenditures by Category**



<b>Fund</b>	<b>Department</b>	<b>Division</b>
01 General Fund	30 Police	37 Police Records

<b>G/L Account</b>	<b>2021 Actual Amount</b>	<b>2022 Adopted Budget</b>	<b>2022 Amended Budget</b>	<b>2023 City Manager Approved</b>
--------------------	-----------------------------------	------------------------------------	------------------------------------	---

*PERSONNEL SERVICES*

101 SALARIES & WAGES-SUPERVISOR	198,551	100,600	100,600	107,650
104 SALARIES & WAGES-CLERICAL	196,237	149,400	149,400	160,950
109 SALARIES & WAGES-OVERTIME	7,620	5,500	10,500	5,500
113 EDUCATION/CERTIFICATE PAY	1,708	3,000	3,000	3,000
114 LONGEVITY PAY	3,510	3,500	3,500	3,800
120 FICA & MEDICARE EXPENSE	30,274	19,150	19,150	20,550
122 T.M.R.S. RETIREMENT EXPENSE	67,045	40,900	40,900	43,950

<i>PERSONNEL SERVICES Totals</i>	504,945	322,050	327,050	345,400
----------------------------------	---------	---------	---------	---------

*CONTRACTUAL*

231 SERVICE MAINTENANCE CONTRACTS	1,292	2,400	2,400	2,400
240 EQUIPMENT REPAIRS	108	500	500	500
242 EQUIPMENT RENTAL & LEASE	2,977	4,000	4,000	-
246 VEHICLE REPAIRS	691	250	250	1,000

<i>CONTRACTUAL Totals</i>	5,067	7,150	7,150	3,900
---------------------------	-------	-------	-------	-------

*SUPPLIES*

301 OFFICE SUPPLIES	657	750	750	750
310 PRINTING & BINDING	-	200	200	200
331 FUEL & LUBRICANTS	1,098	1,500	1,500	2,000

<i>SUPPLIES Totals</i>	1,755	2,450	2,450	2,950
------------------------	-------	-------	-------	-------

*OPERATIONS*

410 DUES & SUBSCRIPTIONS	71	100	100	100
430 TUITION & TRAINING	2,846	2,500	2,500	2,500
436 TRAVEL	-	2,500	2,500	2,500

<i>OPERATIONS Totals</i>	2,917	5,100	5,100	5,100
--------------------------	-------	-------	-------	-------

*UTILITIES*

507 CELLULAR TELEPHONE	2,994	1,750	1,750	-
------------------------	-------	-------	-------	---

<i>UTILITIES Totals</i>	2,994	1,750	1,750	-
-------------------------	-------	-------	-------	---

<b>POLICE RECORDS Totals</b>	<b>517,678</b>	<b>338,500</b>	<b>343,500</b>	<b>357,350</b>
------------------------------	----------------	----------------	----------------	----------------

# COMMUNITY DEVELOP.

## DIVISION SUMMARY

<b>Fund</b>	<b>Department</b>	<b>Division</b>
01 General	40 Community Development	41 Planning

### Expenditure Summary

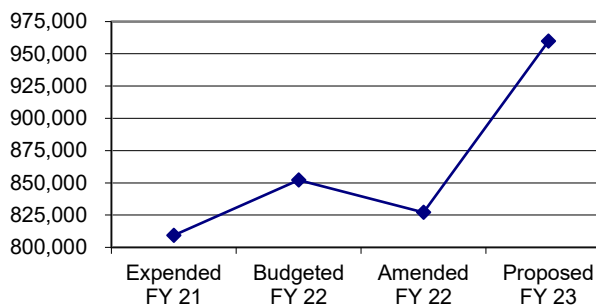
	Actual 20-21	Budgeted 21-22	Amended 21-22	Proposed 22-23
Personnel	721,580	712,350	687,350	829,800
Contractual	51,427	99,150	99,150	87,600
Supplies	3,669	4,400	4,400	4,400
Operational	31,453	35,000	35,000	36,700
Utilities	1,222	1,300	1,300	1,300
<b>Total</b>	<b>809,351</b>	<b>852,200</b>	<b>827,200</b>	<b>959,800</b>

### Personnel Schedule

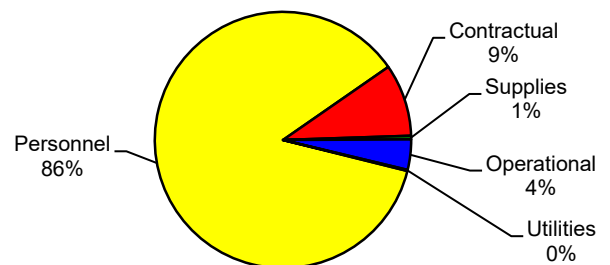
<u>Position</u>	<u>Classification</u>	FY 22 <u>Approved</u>	FY 23 <u>Proposed</u>
Planning and Zoning Director	-	1	1
GIS Supervisor	24	1	1
Planner	20	2	2
GIS Analyst	19	1	1
GIS Technician	15	1	1
Planning Technician	16	-	1
Planning Coordinator	15	1	1

### Activity Trends

**Financial History**



**FY 23 Expenditures by Category**



<b>Fund</b>	<b>Department</b>	<b>Division</b>
01 General Fund	40 Development Services	41 Planning & Zoning

G/L Account	2021 Actual Amount	2022 Adopted Budget	2022 Amended Budget	2023 City Manager Approved
-------------	--------------------	---------------------	---------------------	----------------------------

*PERSONNEL SERVICES*

101 SALARIES & WAGES-SUPERVISOR	152,245	159,000	159,000	172,500
104 SALARIES & WAGES-CLERICAL	422,402	411,200	386,200	490,850

<b>Notes:</b>	Planning Technician
<p>We are requesting a new Planning Technician position. Currently, the Planning Department is on tract to do more than 300 development cases this year, which is a significantly higher case load compared to any other year over the past 22 years (the next closest comparable year was in 2017 in which staff did 220 cases). This coupled with the lack of experience in this department (i.e. no employee besides the Director has more than 2 years experience) has required the Director to both train new employees and act as a case manager. To try and off set the influx of development cases, the Director has been training the Planning Coordinator (Angelica Gamez) to take on some site plan and platting cases in addition to her administrative responsibilities. Based on this the Director would like to promote the Planning Coordinator to a Planning Technician and hire a new Planning Coordinator. It should be pointed out that Ms. Gamez does meet all of the hiring requirements for the Planning Technician position.</p> <p>Salary and Benefits: \$59,023</p> <p><b>CITY MANAGER'S COMMENTS: Approved</b></p>	

109 SALARIES & WAGES-OVERTIME	2,927	5,000	5,000	5,000
113 EDUCATION/CERTIFICATE PAY	1,800	300	300	1,200
114 LONGEVITY PAY	3,943	2,100	2,100	2,550
120 FICA & MEDICARE EXPENSE	42,592	43,600	43,600	49,150
122 T.M.R.S. RETIREMENT EXPENSE	95,671	91,150	91,150	108,550

<i>PERSONNEL SERVICES Totals</i>	<u>721,580</u>	<u>712,350</u>	<u>687,350</u>	<u>829,800</u>
----------------------------------	----------------	----------------	----------------	----------------

*CONTRACTUAL*

213 CONSULTING FEES	1,404	33,500	33,500	20,000
231 SERVICE MAINTENANCE CONTRACTS	45,390	58,650	58,650	60,600
233 NEWSPAPER NOTICES - ADVERTISING	4,634	7,000	7,000	7,000

<i>CONTRACTUAL Totals</i>	<u>51,427</u>	<u>99,150</u>	<u>99,150</u>	<u>87,600</u>
---------------------------	---------------	---------------	---------------	---------------

*SUPPLIES*

301 OFFICE SUPPLIES	1,241	1,600	1,600	1,600
310 PRINTING & BINDING	779	800	800	800
347 GENERAL MAINTENANCE SUPPLIES	1,649	2,000	2,000	2,000

<i>SUPPLIES Totals</i>	<u>3,669</u>	<u>4,400</u>	<u>4,400</u>	<u>4,400</u>
------------------------	--------------	--------------	--------------	--------------

<b>Fund</b>	<b>Department</b>	<b>Division</b>
01 General Fund	40 Development Services	41 Planning & Zoning

<b>G/L Account</b>	<b>2021 Actual Amount</b>	<b>2022 Adopted Budget</b>	<b>2022 Amended Budget</b>	<b>2023 City Manager Approved</b>
<i>OPERATIONS</i>				
410 DUES & SUBSCRIPTIONS	2,833	4,050	4,050	4,050
415 RECRUITING EXPENSES	230	-	-	-
428 MEETING EXPENSES	3,777	3,200	3,200	3,200
430 TUITION & TRAINING	10,790	12,900	12,900	14,600
436 TRAVEL	13,822	14,850	14,850	14,850
<i>OPERATIONS Totals</i>	31,453	35,000	35,000	36,700
<i>UTILITIES</i>				
507 CELLULAR TELEPHONE	1,222	1,300	1,300	1,300
<i>UTILITIES Totals</i>	1,222	1,300	1,300	1,300
<b>PLANNING Totals</b>	<b>809,351</b>	<b>852,200</b>	<b>827,200</b>	<b>959,800</b>

## DIVISION SUMMARY

Fund	Department	Division
01 General	40 Community Development	42 Neighborhood Improvement

### Expenditure Summary

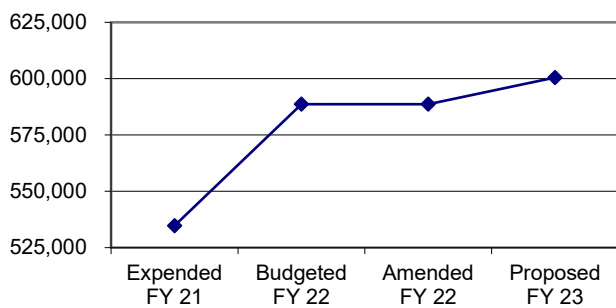
	Actual 20-21	Budgeted 21-22	Amended 21-22	Proposed 22-23
Personnel	381,929	380,900	380,900	380,900
Contractual	134,881	174,900	174,900	184,700
Supplies	10,492	19,050	19,050	21,500
Operational	3,770	9,650	9,650	9,650
Utilities	3,659	4,100	4,100	3,750
<b>Total</b>	<b>534,731</b>	<b>588,600</b>	<b>588,600</b>	<b>600,500</b>

### Personnel Schedule

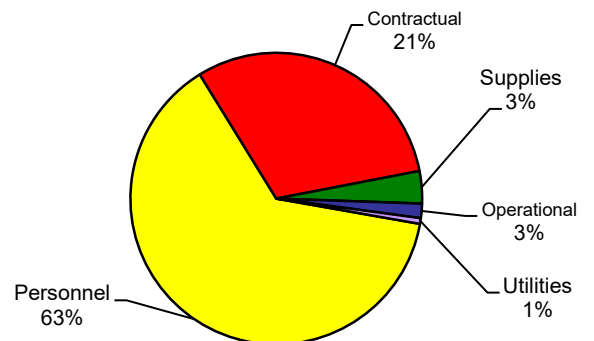
<u>Position</u>	<u>Classification</u>	<u>FY 22 Approved</u>	<u>FY 23 Proposed</u>
NIS Field Supervisor	21	1	1
NIS Representative	16	3	3
NIS Coordinator	12	1	1

### Activity Trends

**Financial History**



**FY 23 Expenditures by Category**



<b>Fund</b>	<b>Department</b>	<b>Division</b>
01 General Fund	40 Development Services	42 Neighborhood Impr. Services

G/L Account	2021 Actual Amount	2022 Adopted Budget	2022 Amended Budget	2023 City Manager Approved
-------------	--------------------------	---------------------------	---------------------------	----------------------------------

*PERSONNEL SERVICES*

101 SALARIES & WAGES-SUPERVISOR	85,474	76,650	76,650	71,200
104 SALARIES & WAGES-CLERICAL	49,944	50,500	50,500	53,650
107 SALARIES & WAGES-LABOR	168,832	176,050	176,050	178,800
109 SALARIES & WAGES-OVERTIME	446	1,000	1,000	1,000
113 EDUCATION/CERTIFICATE PAY	-	600	600	600
114 LONGEVITY PAY	3,439	3,300	3,300	2,800
120 FICA & MEDICARE EXPENSE	23,112	23,200	23,200	23,200
122 T.M.R.S. RETIREMENT EXPENSE	50,681	49,600	49,600	49,650

<i>PERSONNEL SERVICES Totals</i>	381,929	380,900	380,900	380,900
----------------------------------	---------	---------	---------	---------

*CONTRACTUAL*

213 CONSULTING FEES	397	3,000	3,000	3,000
231 SERVICE MAINTENANCE CONTRACTS	1,913	2,950	2,950	2,950
240 EQUIPMENT REPAIRS	178	250	250	250
242 EQUIPMENT RENTAL & LEASE	1,907	3,600	3,600	500
246 VEHICLE REPAIRS	4,818	5,000	5,000	5,000
255 CODE ENFORCEMENT CONTRACT	22,289	33,600	33,600	25,000
256 HEALTH INSPECTION SERVICE	103,380	106,500	106,500	128,000

<b>Notes:</b>	Health Inspection Service
<p>\$21,500 Increase funding is to update and increase compensation paid to our State Sanitarian Health Inspector Contractor. The last time this compensation was adjusted was in our 2017-2018 budget year.</p>	
<p><b>CITY MANAGER'S COMMENTS:</b> Approved</p>	

257 DEMOLITION SERVICES	-	20,000	20,000	20,000
-------------------------	---	--------	--------	--------

<i>CONTRACTUAL Totals</i>	134,881	174,900	174,900	184,700
---------------------------	---------	---------	---------	---------

*SUPPLIES*

301 OFFICE SUPPLIES	748	2,550	2,550	2,500
310 PRINTING & BINDING	807	2,000	2,000	2,000
321 UNIFORMS	928	1,750	1,750	1,750
323 SMALL TOOLS	286	750	750	750
325 SAFETY SUPPLIES	126	1,500	1,500	1,500
331 FUEL & LUBRICANTS	7,063	10,000	10,000	12,500
347 GENERAL MAINTENANCE SUPPLIES	533	500	500	500

<i>SUPPLIES Totals</i>	10,492	19,050	19,050	21,500
------------------------	--------	--------	--------	--------



<b>Fund</b>	<b>Department</b>	<b>Division</b>
01 General Fund	40 Development Services	42 Neighborhood Impr. Services

<b>G/L Account</b>	<b>2021 Actual Amount</b>	<b>2022 Adopted Budget</b>	<b>2022 Amended Budget</b>	<b>2023 City Manager Approved</b>
--------------------	-----------------------------------	------------------------------------	------------------------------------	---

*OPERATIONS*

410 DUES & SUBSCRIPTIONS	2,944	3,250	3,250	3,250
415 RECRUITING EXPENSES	128	-	-	-
430 TUITION & TRAINING	600	3,200	3,200	3,200
436 TRAVEL	98	3,200	3,200	3,200
<i>OPERATIONS Totals</i>	3,770	9,650	9,650	9,650

*UTILITIES*

507 CELLULAR TELEPHONE	3,659	4,100	4,100	3,750
<i>UTILITIES Totals</i>	3,659	4,100	4,100	3,750

<b>NIS Totals</b>	<b>534,731</b>	<b>588,600</b>	<b>588,600</b>	<b>600,500</b>
-------------------	----------------	----------------	----------------	----------------

## DIVISION SUMMARY

<b>Fund</b>	<b>Department</b>	<b>Division</b>
01 General	40 Community Development	43 Inspections

### Expenditure Summary

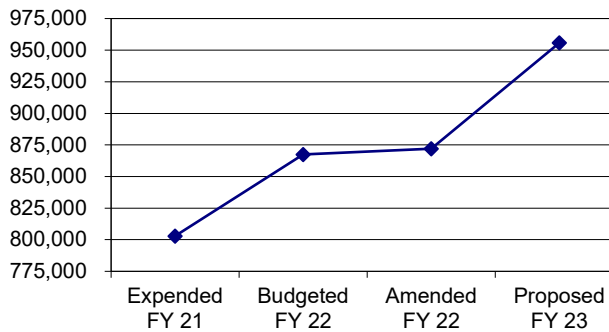
	Actual 20-21	Budgeted 21-22	Amended 21-22	Proposed 22-23
Personnel	697,813	737,450	739,450	787,350
Contractual	80,458	95,400	95,400	129,000
Supplies	9,639	15,000	17,500	19,800
Operational	9,140	13,250	13,250	13,250
Utilities	5,934	6,400	6,400	6,400
<b>Total</b>	<b>802,984</b>	<b>867,500</b>	<b>872,000</b>	<b>955,800</b>

### Personnel Schedule

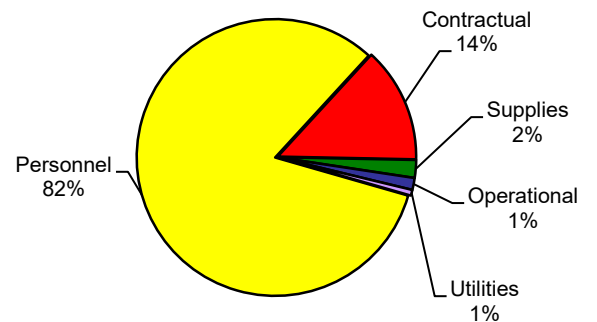
<u>Position</u>	<u>Classification</u>	FY 22 <u>Approved</u>	FY 23 <u>Proposed</u>
Building Official	-	1	1
Building Inspections Supervisor	21	1	1
Plans Examiner	20	1	1
Building Inspector	17	3	3
Permit Technician	12	2	2

### Activity Trends

**Financial History**



**FY 23 Expenditures by Category**



Fund	Department	Division
01 General Fund	40 Development Services	43 Building Inspection

G/L Account	2021 Actual Amount	2022 Adopted Budget	2022 Amended Budget	2023 City Manager Approved
-------------	--------------------	---------------------	---------------------	----------------------------

*PERSONNEL SERVICES*

101 SALARIES & WAGES-SUPERVISOR	212,722	239,950	239,950	249,100
104 SALARIES & WAGES-CLERICAL	92,319	100,950	100,950	105,200
107 SALARIES & WAGES-LABOR	249,589	248,600	248,600	272,750
109 SALARIES & WAGES-OVERTIME	1,174	1,000	1,000	1,000
113 EDUCATION/CERTIFICATE PAY	2,400	2,400	2,400	4,500

<b>Notes:</b>	Certification Pay
\$2,100 Increase funds for 3 non-required certifications.	
CITY MANAGER'S COMMENTS: Approved	

114 LONGEVITY PAY	5,170	4,850	4,850	5,400
120 FICA & MEDICARE EXPENSE	41,622	44,500	46,500	46,800
122 T.M.R.S. RETIREMENT EXPENSE	92,818	95,200	95,200	102,600

<i>PERSONNEL SERVICES Totals</i>	<u>697,813</u>	<u>737,450</u>	<u>739,450</u>	<u>787,350</u>
----------------------------------	----------------	----------------	----------------	----------------

*CONTRACTUAL*

213 CONSULTING FEES	7,453	10,000	10,000	40,000
---------------------	-------	--------	--------	--------

<b>Notes:</b>	Consulting Fees
\$30,000 Funds will allow us to utilize a third-party plan review consultant to review building plans for the following upcoming projects:	
1. RISD 9th grade centers	
2. 176 unit multi family complex within the Harbor District	
CITY MANAGER'S COMMENTS: Approved	

231 SERVICE MAINTENANCE CONTRACTS	68,236	76,900	76,900	83,000
240 EQUIPMENT REPAIRS	-	500	500	500
242 EQUIPMENT RENTAL & LEASE	1,912	3,000	3,000	500
246 VEHICLE REPAIRS	2,857	5,000	5,000	5,000

<i>CONTRACTUAL Totals</i>	<u>80,458</u>	<u>95,400</u>	<u>95,400</u>	<u>129,000</u>
---------------------------	---------------	---------------	---------------	----------------

<b>Fund</b>	<b>Department</b>	<b>Division</b>
01 General Fund	40 Development Services	43 Building Inspection

<b>G/L Account</b>	<b>2021 Actual Amount</b>	<b>2022 Adopted Budget</b>	<b>2022 Amended Budget</b>	<b>2023 City Manager Approved</b>
<i>SUPPLIES</i>				
301 OFFICE SUPPLIES	723	1,250	1,250	1,250
310 PRINTING & BINDING	68	1,000	1,000	1,000
321 UNIFORMS	1,035	1,250	1,250	1,250
323 SMALL TOOLS	228	1,000	1,000	1,000
331 FUEL & LUBRICANTS	7,469	10,000	12,500	14,800
347 GENERAL MAINTENANCE SUPPLIES	117	500	500	500
<i>SUPPLIES Totals</i>	9,639	15,000	17,500	19,800
 <i>OPERATIONS</i>				
410 DUES & SUBSCRIPTIONS	1,994	6,000	6,000	6,000
415 RECRUITING EXPENSES	835	-	-	-
430 TUITION & TRAINING	5,614	4,000	4,000	4,000
436 TRAVEL	697	3,250	3,250	3,250
<i>OPERATIONS Totals</i>	9,140	13,250	13,250	13,250
 <i>UTILITIES</i>				
507 CELLULAR TELEPHONE	5,934	6,400	6,400	6,400
<i>UTILITIES Totals</i>	5,934	6,400	6,400	6,400
 <b>BUILDING INSPECTIONS Totals</b>				
	<b>802,984</b>	<b>867,500</b>	<b>872,000</b>	<b>955,800</b>

# PARKS

## DIVISION SUMMARY

<b>Fund</b>	<b>Department</b>	<b>Division</b>
01 General	45 Parks & Recreation	45 Parks

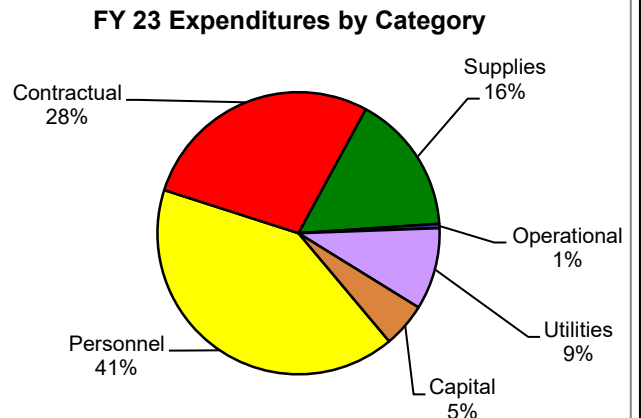
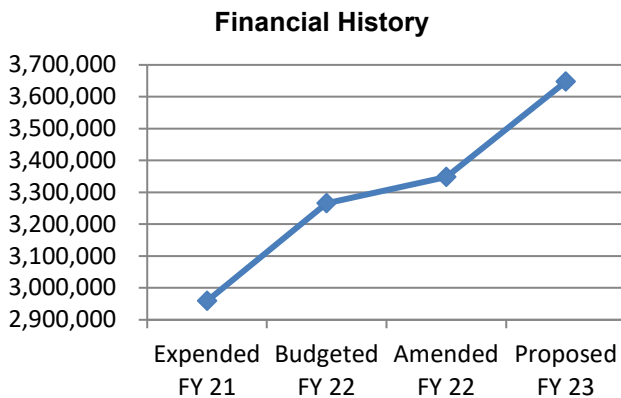
### Expenditure Summary

	Actual 20-21	Budgeted 21-22	Amended 21-22	Proposed 22-23
Personnel	1,286,651	1,439,250	1,459,250	1,497,800
Contractual	885,701	876,700	891,700	1,020,000
Supplies	452,258	540,050	587,550	584,000
Operational	11,101	18,250	18,250	18,250
Utilities	269,163	342,500	342,500	342,500
Capital	54,097	49,000	49,000	185,000
<b>Total</b>	<b>2,958,970</b>	<b>3,265,750</b>	<b>3,348,250</b>	<b>3,647,550</b>

### Personnel Schedule

<u>Position</u>	<u>Classification</u>	<u>FY 22 Approved</u>	<u>FY 23 Proposed</u>
Parks Superintendent	25	1	1
Field Supervisor	21	1	1
Crew Leader	16	4	4
Irrigation/Pesticide Technician	13	1	1
Equipment Operator	13	2	2
Maintenance Worker II	10	14	14
Maintenance Worker (PT/Temporary)	-	6	6

### Activity Trends



Fund	Department	Division
01 General Fund	45 Parks & Recreation	45 Parks

G/L Account	2021 Actual Amount	2022 Adopted Budget	2022 Amended Budget	2023 City Manager Approved
-------------	--------------------	---------------------	---------------------	----------------------------

*PERSONNEL SERVICES*

101 SALARIES & WAGES-SUPERVISOR	91,125	95,200	95,200	101,150
107 SALARIES & WAGES-LABOR	906,673	1,038,900	1,038,900	1,068,600
109 SALARIES & WAGES-OVERTIME	31,782	25,000	45,000	35,000

Notes:	Overtime
<p>\$10,000 increase in OT with the increase in winter weather and severe weather incidents that require response in addition to Special Event growth we want to be able to properly respond at all times.</p> <p>This increase should allow us to respond adequately to any after hours emergency or events as needed.</p> <p><b>CITY MANAGER'S COMMENTS: Approved</b></p>	

113 EDUCATION/CERTIFICATE PAY	300	1,800	1,800	1,800
114 LONGEVITY PAY	8,862	10,350	10,350	10,350
120 FICA & MEDICARE EXPENSE	77,602	86,800	86,800	89,500
122 T.M.R.S. RETIREMENT EXPENSE	170,308	181,200	181,200	191,400

<i>PERSONNEL SERVICES Totals</i>	1,286,651	1,439,250	1,459,250	1,497,800
----------------------------------	-----------	-----------	-----------	-----------

*CONTRACTUAL*

231 SERVICE MAINTENANCE CONTRACTS	1,709	1,000	1,000	1,000
237 UNIFORM SERVICE	13,228	15,200	15,200	15,200
240 EQUIPMENT REPAIRS	38,334	30,000	30,000	30,000
242 EQUIPMENT RENTAL & LEASE	4,364	11,800	11,800	11,800
244 BUILDING REPAIRS	32,385	27,700	27,700	27,700
246 VEHICLE REPAIRS	20,320	30,000	30,000	30,000
247 GROUNDS MAINTENANCE	753,011	736,000	751,000	879,300

Notes:	Grounds Maintenance Contracts
<p>\$15,000 amended is for the Discovery and 3549 medians and rights of way just added May 2022.</p> <p>Increase in price explained below;</p> <p>A) Contract maintenance items for large grounds maintenance and small grounds maintenance include a 5% expected request at renewal and a rebid in 2022-2023.</p> <p>B) Additional mowing sites due to new roads, new medians, new parcels that have fallen under park maintenance.</p> <p>C) Adding Nema 3 as a contract since they are needed every year for sports field lighting.</p> <p><b>CITY MANAGER'S COMMENTS: Approved</b></p>	

Fund	Department	Division
01 General Fund	45 Parks & Recreation	45 Parks

G/L Account	2021 Actual Amount	2022 Adopted Budget	2022 Amended Budget	2023 City Manager Approved
270 WASTE DISPOSAL SERVICE	22,350	25,000	25,000	25,000
<i>CONTRACTUAL Totals</i>	885,701	876,700	891,700	1,020,000

*SUPPLIES*

301 OFFICE SUPPLIES	177	300	300	300
310 PRINTING & BINDING	-	200	200	200
323 SMALL TOOLS	20,313	20,500	20,500	20,500
325 SAFETY SUPPLIES	5,876	8,000	8,000	8,000
331 FUEL & LUBRICANTS	44,657	42,000	72,000	70,000
333 CHEMICAL	62,953	80,000	80,000	80,000
341 CONSTRUCTION & REPAIR SUPPLIES	79,590	78,500	78,500	78,500
347 GENERAL MAINTENANCE SUPPLIES	100,139	104,050	104,050	100,000
349 AGRICULTURAL SUPPLIES	108,511	164,000	181,500	164,000
350 IRRIGATION SYSTEM SUPPLIES	30,042	42,500	42,500	62,500

<b>Notes:</b>	Back flow prevention replacement
<p>\$20,000 The city just inspected 111 backflow devices in the park system and unfortunately 20 of these failed and are unable to be repaired. We have quote for \$19,000 to replace all the failed devices and wanted a little contingency in case something is encountered during replacements.</p>	
<p><b>CITY MANAGER'S COMMENTS:</b> Approved</p>	

<i>SUPPLIES Totals</i>	452,258	540,050	587,550	584,000
------------------------	---------	---------	---------	---------

*OPERATIONS*

415 RECRUITING EXPENSES	1,542	500	500	500
430 TUITION & TRAINING	7,454	7,750	7,750	7,750
436 TRAVEL	1,915	5,000	5,000	5,000
480 VOLUNTEER PROGRAM	190	5,000	5,000	5,000

<i>OPERATIONS Totals</i>	11,101	18,250	18,250	18,250
--------------------------	--------	--------	--------	--------

*UTILITIES*

507 CELLULAR TELEPHONE	16,734	17,500	17,500	17,500
513 WATER	252,429	325,000	325,000	325,000

<i>UTILITIES Totals</i>	269,163	342,500	342,500	342,500
-------------------------	---------	---------	---------	---------



Fund	Department	Division
01 General Fund	45 Parks & Recreation	45 Parks

G/L Account	2021 Actual Amount	2022 Adopted Budget	2022 Amended Budget	2023 City Manager Approved
-------------	--------------------	---------------------	---------------------	----------------------------

*CAPITAL*

603 BUILDINGS	-	-	-	125,000
---------------	---	---	---	---------

Notes:	Parks Building
<p>\$125,000 - Additional Park building at Service Center                      This is for the addition of a 100' x 40' building with 3 roll up doors near our current building. We are currently operating 30 plus employee out of an area that is approximately 25' x 10' open space and the remainder of the building is supply storage. If we have any type of fabrication project going on we have no space within the building for staff to even walk.</p> <p>This new building would allow a multitude of possibilities including but not limited to;</p> <ol style="list-style-type: none"> <li>1. Storage expensive equipment in off season to protect from weather damage</li> <li>2. Storage of portable restrooms in hail storms</li> <li>3. Room for park staff to work and perform projects</li> <li>4. Room for park staff to hold meetings and train staff</li> <li>5. Expand our storage capacity so we can operate more effectively and efficiently</li> <li>6. Provide a place to work on and repair equipment</li> <li>7. Christmas preparation in our building versus working at the storage facility</li> <li>8. Move staff working in middle of an active drive since there is no room in doors.</li> </ol> <p>This is the most important item within our 2022-2023 budget request so we can operate effectively.</p> <p><b>CITY MANAGER'S COMMENTS:</b> Approved from General Fund Reserves</p>	

621 FIELD MACHINERY & EQUIPMENT	54,097	49,000	49,000	-
623 VEHICLES	-	-	-	60,000

Notes:	Vehicle
<p>\$60,000 to replace unit PK52 which is a 2005 and has 139,282 miles on it and has surpassed its useful life even with all the care and preventative maintenance Parks and Recreation gives our equipment.</p> <p><b>CITY MANAGER'S COMMENTS:</b> Approved from General Fund Reserves</p>	

*CAPITAL Totals*      54,097      49,000      49,000      185,000

<b>PARKS Totals</b>	<b>2,958,970</b>	<b>3,265,750</b>	<b>3,348,250</b>	<b>3,647,550</b>
---------------------	------------------	------------------	------------------	------------------

## DIVISION SUMMARY

<b>Fund</b>	<b>Department</b>	<b>Division</b>
01 General	45 Parks & Recreation	46 Harbor O&M

### Expenditure Summary

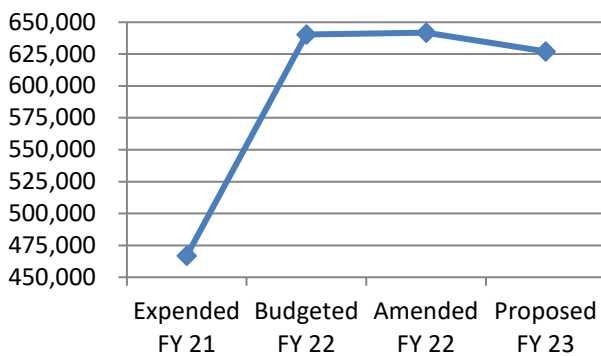
	Actual <u>20-21</u>	Budgeted <u>21-22</u>	Amended <u>21-22</u>	Proposed <u>22-23</u>
Personnel	122,793	129,850	129,850	141,050
Contractual	197,308	240,300	240,300	260,300
Supplies	48,741	98,000	99,500	101,000
Operational	-	1,050	1,050	1,050
Utilities	98,059	123,600	123,600	123,600
Capital	-	47,500	47,500	-
<b>Total</b>	<u>466,901</u>	<u>640,300</u>	<u>641,800</u>	<u>627,000</u>

### Personnel Schedule

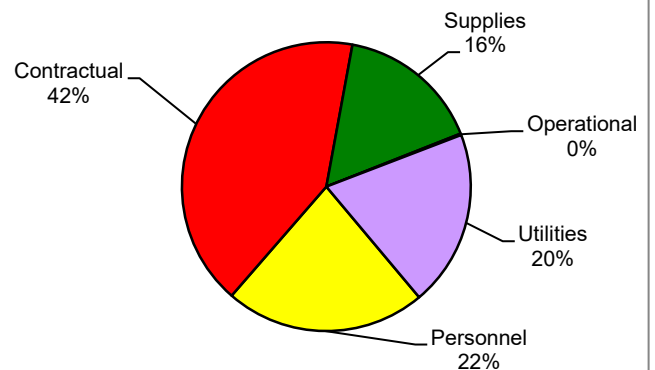
<u>Position</u>	<u>Classification</u>	<u>FY 22 Approved</u>	<u>FY 23 Proposed</u>
Harbor Technician	16	1	1
Maintenance Worker II	10	1	1

### Activity Trends

**Financial History**



**FY 23 Expenditures by Category**



<b>Fund</b>	<b>Department</b>	<b>Division</b>
01 General Fund	45 Parks & Recreation	46 Harbor

G/L Account	2021 Actual Amount	2022 Adopted Budget	2022 Amended Budget	2023 City Manager Approved
-------------	--------------------------	---------------------------	---------------------------	----------------------------------

*PERSONNEL SERVICES*

107 SALARIES & WAGES-LABOR	94,081	100,200	100,200	108,900
109 SALARIES & WAGES-OVERTIME	2,922	4,000	4,000	4,000
114 LONGEVITY PAY	1,640	1,800	1,800	1,950
120 FICA & MEDICARE EXPENSE	7,756	7,650	7,650	8,350
122 T.M.R.S. RETIREMENT EXPENSE	16,394	16,200	16,200	17,850
<i>PERSONNEL SERVICES Totals</i>	122,793	129,850	129,850	141,050

*CONTRACTUAL*

231 SERVICE MAINTENANCE CONTRACTS	319	500	500	500
237 UNIFORM SERVICE	491	2,800	2,800	2,800
240 EQUIPMENT REPAIRS	5,905	7,500	7,500	7,500
242 EQUIPMENT RENTAL & LEASE	-	6,000	6,000	6,000
244 BUILDING REPAIRS	46,989	60,000	60,000	60,000
245 POOL REPAIR & MAINTENANCE	44,382	60,000	60,000	80,000

<b>Notes:</b>	<b>Harbor Pump Maintenance</b>
<p>\$20,000 increase to do the following preventative maintenance:</p> <ol style="list-style-type: none"> <li>1. Pull two pumps out of lake that supply water fall feature to visually inspect, test, clean and preventative maintenance (1 time per year)</li> <li>2. Monitor 15 pumps in both Harbor Vaults and fountain to be visually inspected, tested, cleaned and preventative maintenance greasing and fluid changes as applicable. (1 time per quarter or 4 times per year)</li> </ol> <p>We feel that this proactive approach will reduce the costly repairs we have seen in the last two budget cycles.</p> <p><b>CITY MANAGER'S COMMENTS: Approved</b></p>	

246 VEHICLE REPAIRS	2,289	2,500	2,500	2,500
247 GROUNDS MAINTENANCE	96,933	101,000	101,000	101,000
<i>CONTRACTUAL Totals</i>	197,308	240,300	240,300	260,300

<b>Fund</b>	<b>Department</b>	<b>Division</b>
01 General Fund	45 Parks & Recreation	46 Harbor

<b>G/L Account</b>	<b>2021 Actual Amount</b>	<b>2022 Adopted Budget</b>	<b>2022 Amended Budget</b>	<b>2023 City Manager Approved</b>
<i>SUPPLIES</i>				
323 SMALL TOOLS	2,093	2,000	2,000	2,000
325 SAFETY SUPPLIES	272	500	500	500
331 FUEL & LUBRICANTS	3,353	5,000	6,500	8,000
333 CHEMICALS	11,535	25,000	25,000	25,000
347 GENERAL MAINTENANCE SUPPLIES	7,933	10,000	10,000	10,000
349 AGRICULTURAL SUPPLIES	8,839	22,500	22,500	22,500
350 IRRIGATION SYSTEM SUPPLIES	5,893	5,000	5,000	5,000
390 SWIMMING POOL SUPPLIES	8,824	28,000	28,000	28,000
<i>SUPPLIES Totals</i>	<u>48,741</u>	<u>98,000</u>	<u>99,500</u>	<u>101,000</u>
<i>OPERATIONS</i>				
430 TUITION & TRAINING	-	500	500	500
436 TRAVEL	-	550	550	550
<i>OPERATIONS Totals</i>	<u>-</u>	<u>1,050</u>	<u>1,050</u>	<u>1,050</u>
<i>UTILITIES</i>				
501 ELECTRICITY	48,427	60,000	60,000	60,000
507 CELLULAR TELEPHONE	2,101	3,600	3,600	3,600
513 WATER	47,532	60,000	60,000	60,000
<i>UTILITIES Totals</i>	<u>98,059</u>	<u>123,600</u>	<u>123,600</u>	<u>123,600</u>
<i>CAPITAL</i>				
623 VEHICLES	-	47,500	47,500	-
<i>CAPITAL Totals</i>	<u>-</u>	<u>47,500</u>	<u>47,500</u>	<u>-</u>
<b>HARBOR O &amp; M Total</b>				
	<b>466,901</b>	<b>640,300</b>	<b>641,800</b>	<b>627,000</b>

## DIVISION SUMMARY

<b>Fund</b>	<b>Department</b>	<b>Division</b>
01 General	45 Parks & Recreation	47 Recreation

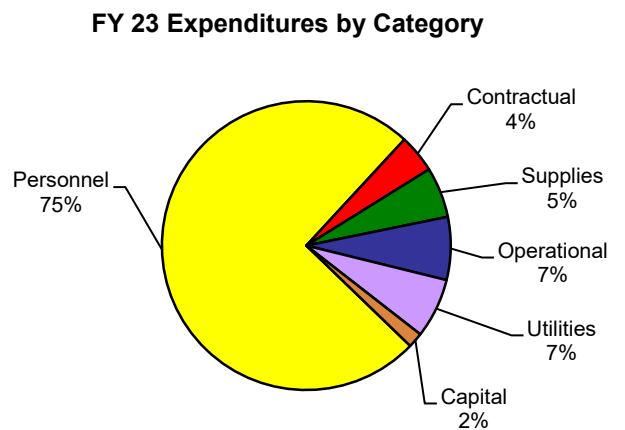
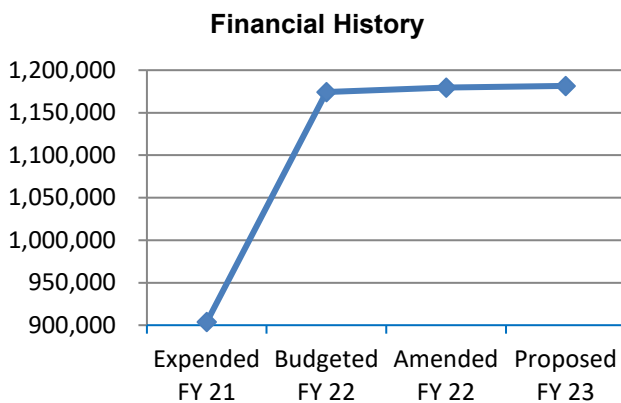
### Expenditure Summary

	Actual 20-21	Budgeted 21-22	Amended 21-22	Proposed 22-23
Personnel	648,582	865,100	870,100	882,000
Contractual	41,056	43,300	43,300	50,500
Supplies	52,417	66,250	66,250	66,750
Operational	71,203	83,250	83,250	83,250
Utilities	74,506	79,000	79,000	79,000
Capital	15,943	37,500	37,500	20,000
<b>Total</b>	<b>903,706</b>	<b>1,174,400</b>	<b>1,179,400</b>	<b>1,181,500</b>

### Personnel Schedule

<u>Position</u>	<u>Classification</u>	<u>FY 22 Approved</u>	<u>FY 23 Proposed</u>
Parks & Recreation Director	-	1	1
Recreation Superintendent	25	1	1
Athletics & Aquatics Supervisor	20	1	1
Special Events Coordinator	20	1	1
Recreation Coordinator	17	1	1
Administrative Secretary	15	1	1
Recreation Assistant	9	1	1
Temporary Part - Time (Seasonal)	N/A		

### Activity Trends



<b>Fund</b>	<b>Department</b>	<b>Division</b>
01 General Fund	45 Parks & Recreation	47 Recreation

G/L Account	2021 Actual Amount	2022 Adopted Budget	2022 Amended Budget	2023 City Manager Approved
-------------	--------------------------	---------------------------	---------------------------	----------------------------------

*PERSONNEL SERVICES*

101 SALARIES & WAGES-SUPERVISOR	267,300	303,900	293,900	298,400
104 SALARIES & WAGES-CLERICAL	132,993	207,350	207,350	222,250
107 SALARIES & WAGES-LABOR	134,562	210,000	225,000	210,000
109 SALARIES & WAGES-OVERTIME	3,834	2,600	2,600	7,500

<b>Notes:</b>	Overtime
<p>\$4,900 Increase in OT due to the set up time, complexity and number of special events, we feel that this increase in overtime funding is critical to make sure we put on the best events and programming possible.</p> <p><b>CITY MANAGER'S COMMENTS: Approved</b></p>	

113 EDUCATION/CERTIFICATE PAY	600	600	600	1,200
114 LONGEVITY PAY	1,485	1,800	1,800	2,350
120 FICA & MEDICARE EXPENSE	41,221	55,200	55,200	55,100
122 T.M.R.S. RETIREMENT EXPENSE	66,587	83,650	83,650	85,200

<i>PERSONNEL SERVICES Totals</i>	648,582	865,100	870,100	882,000
----------------------------------	---------	---------	---------	---------

*CONTRACTUAL*

213 CONSULTING FEES	94	3,000	3,000	3,000
231 SERVICE MAINTENANCE CONTRACTS	2,527	3,500	3,500	3,500
239 RECREATION CONTRACTS	4,461	6,000	6,000	6,000
242 EQUIPMENT RENTAL & LEASE	22,461	17,800	17,800	25,000

<b>Notes:</b>	Equipment Lease and Rental
<p>\$7,200 As we grow special events and improve the quality of these events, we would like the ability to add more things to do and the quality of things to do. This will result in the need for more storage space in the future.</p> <p><b>CITY MANAGER'S COMMENTS: Approved</b></p>	

245 POOL REPAIR & MAINTENANCE	9,044	7,000	7,000	7,000
246 VEHICLE REPAIRS	2,469	6,000	6,000	6,000

<i>CONTRACTUAL Totals</i>	41,056	43,300	43,300	50,500
---------------------------	--------	--------	--------	--------

*SUPPLIES*

301 OFFICE SUPPLIES	1,522	2,000	2,000	2,000
307 POSTAGE	906	2,000	2,000	2,000
310 PRINTING & BINDING	10,992	14,500	14,500	14,500
321 UNIFORMS	3,053	6,200	6,200	6,200
331 FUEL & LUBRICANTS	1,041	2,000	2,000	2,500
333 CHEMICAL	13,315	12,600	12,600	12,600
347 GENERAL MAINTENANCE SUPPLIES	1,892	6,450	6,450	6,450

<b>Fund</b>	<b>Department</b>	<b>Division</b>
01 General Fund	45 Parks & Recreation	47 Recreation

G/L Account	2021 Actual Amount	2022 Adopted Budget	2022 Amended Budget	2023 City Manager Approved
390 SWIMMING POOL SUPPLIES	3,885	4,000	4,000	4,000
391 RECREATION PROGRAM SUPPLIES	15,813	16,500	16,500	16,500
<i>SUPPLIES Totals</i>	52,417	66,250	66,250	66,750
<i>OPERATIONS</i>				
406 SPECIAL EVENTS	57,375	57,750	57,750	57,750
410 DUES & SUBSCRIPTIONS	4,469	5,000	5,000	5,000
415 RECRUITING EXPENSES	3,590	3,000	3,000	3,000
428 MEETING EXPENSES	1,123	1,000	1,000	1,000
430 TUITION & TRAINING	2,833	8,000	8,000	8,000
436 TRAVEL	1,813	8,500	8,500	8,500
<i>OPERATIONS Totals</i>	71,203	83,250	83,250	83,250
<i>UTILITIES</i>				
501 ELECTRICITY	70,163	73,000	73,000	73,000
507 CELLULAR TELEPHONE	4,343	6,000	6,000	6,000
<i>UTILITIES Totals</i>	74,506	79,000	79,000	79,000
<i>CAPITAL</i>				
610 FURNITURE & FIXTURES	15,943	-	-	-
621 FIELD MACHINERY & EQUIPMENT	-	-	-	20,000
623 VEHICLES	-	37,500	37,500	-
<i>CAPITAL Totals</i>	15,943	37,500	37,500	20,000
<b>RECREATION Total</b>	<b>903,706</b>	<b>1,174,400</b>	<b>1,179,400</b>	<b>1,181,500</b>

**Notes:** Recreation Trailer (replacement)  
 \$20,000 - The existing trailer is 11+ years old and has some issues with leaking and we have outgrown its size. The new trailer is larger and has a window that we can operate out of with Special Events. This includes the trailer, new Playrockwall wrap and % increase for between now and purchase.  
**CITY MANAGER'S COMMENTS:** Approved

## DIVISION SUMMARY

<b>Fund</b>	<b>Department</b>	<b>Division</b>
01 General	45 Parks & Recreation	48 Animal Services

### Expenditure Summary

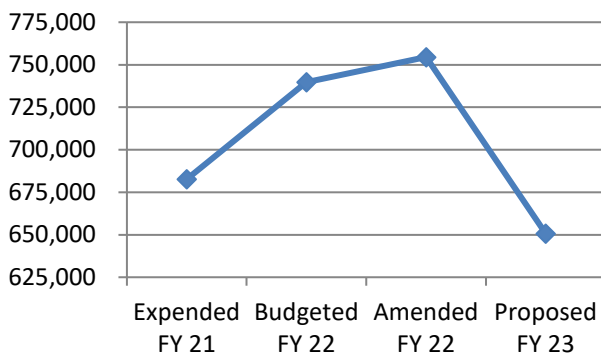
	Actual 20-21	Budgeted 21-22	Amended 21-22	Proposed 22-23
Personnel	250,493	219,700	229,700	193,200
Contractual	420,980	426,000	426,000	426,000
Supplies	7,184	14,250	19,050	20,750
Operational	121	5,250	5,250	5,250
Utilities	3,892	5,500	5,500	5,500
Capital	-	69,000	69,000	-
<b>Total</b>	<b>682,671</b>	<b>739,700</b>	<b>754,500</b>	<b>650,700</b>

### Personnel Schedule

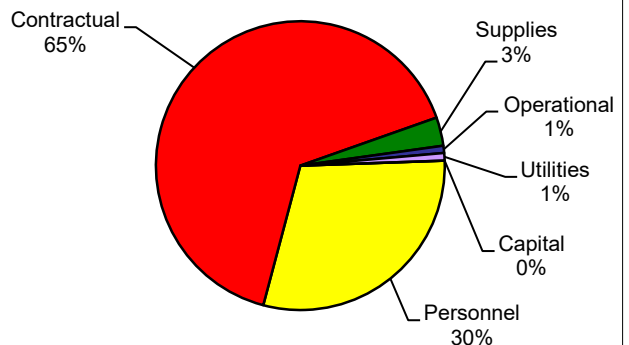
<u>Position</u>	<u>Classification</u>	<u>FY 22 Approved</u>	<u>FY 23 Proposed</u>
Animal Services Crewleader	16	1	1
Animal Services Officer	13	2	2

### Activity Trends

**Financial History**



**FY 23 Expenditures by Category**





<b>Fund</b>	<b>Department</b>	<b>Division</b>
01 General Fund	45 Parks & Recreation	48 Animal Services

<b>G/L Account</b>	<b>2021 Actual Amount</b>	<b>2022 Adopted Budget</b>	<b>2022 Amended Budget</b>	<b>2023 City Manager Approved</b>
--------------------	---------------------------	----------------------------	----------------------------	-----------------------------------

*PERSONNEL SERVICES*

107 SALARIES & WAGES-LABOR	188,746	167,400	167,400	148,500
109 SALARIES & WAGES-OVERTIME	7,509	7,500	17,500	7,500
114 LONGEVITY PAY	5,943	4,600	4,600	1,500
120 FICA & MEDICARE EXPENSE	14,931	12,800	12,800	11,400
122 T.M.R.S. RETIREMENT EXPENSE	33,364	27,400	27,400	24,300

<i>PERSONNEL SERVICES Totals</i>	250,493	219,700	229,700	193,200
----------------------------------	---------	---------	---------	---------

*CONTRACTUAL*

213 CONSULTING FEES	410,472	410,500	410,500	410,500
231 SERVICE MAINTENANCE CONTRACTS	7,077	8,500	8,500	8,500
237 UNIFORM SERVICE	1,847	2,500	2,500	2,500
240 EQUIPMENT REPAIRS	121	750	750	750
246 VEHICLE REPAIRS	1,395	3,500	3,500	3,500
270 WASTE DISPOSAL SERVICE	68	250	250	250

<i>CONTRACTUAL Totals</i>	420,980	426,000	426,000	426,000
---------------------------	---------	---------	---------	---------

*SUPPLIES*

301 OFFICE SUPPLIES	165	500	500	500
310 PRINTING & BINDING	-	1,000	1,000	1,000
321 UNIFORMS	-	1,500	1,500	1,500
325 SAFETY SUPPLIES	-	750	750	750
331 FUEL & LUBRICANTS	6,427	8,000	12,800	14,500
347 GENERAL MAINTENANCE SUPPLIES	593	2,500	2,500	2,500

<i>SUPPLIES Totals</i>	7,184	14,250	19,050	20,750
------------------------	-------	--------	--------	--------

*OPERATIONS*

430 TUITION & TRAINING	121	2,250	2,250	2,250
436 TRAVEL	-	3,000	3,000	3,000

<i>OPERATIONS Totals</i>	121	5,250	5,250	5,250
--------------------------	-----	-------	-------	-------

*UTILITIES*

507 CELLULAR TELEPHONE	3,892	5,500	5,500	5,500
------------------------	-------	-------	-------	-------

<i>UTILITIES Totals</i>	3,892	5,500	5,500	5,500
-------------------------	-------	-------	-------	-------

*CAPITAL*

623 VEHICLES	-	69,000	69,000	-
--------------	---	--------	--------	---

<i>CAPITAL Totals</i>	-	69,000	69,000	-
-----------------------	---	--------	--------	---

<b>ANIMAL SERVICES Total</b>	<b>682,671</b>	<b>739,700</b>	<b>754,500</b>	<b>650,700</b>
------------------------------	----------------	----------------	----------------	----------------

# **PUBLIC WORKS**

## DIVISION SUMMARY

<b>Fund</b>	<b>Department</b>	<b>Division</b>
01 General	50 Public Works	53 Engineering

### Expenditure Summary

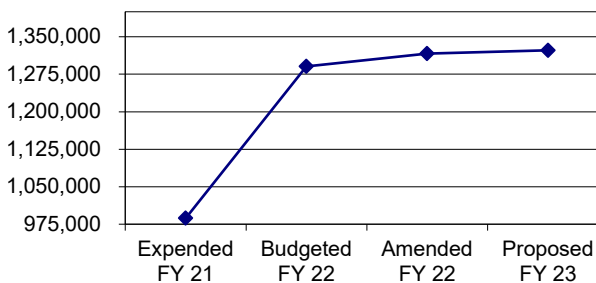
	Actual 20-21	Budgeted 21-22	Amended 21-22	Proposed 22-23
Personnel	835,408	929,900	929,900	982,750
Contractual	116,615	302,400	318,400	200,100
Supplies	13,560	21,850	31,850	33,850
Operational	13,684	23,700	23,700	23,700
Utilities	7,526	12,500	12,500	12,500
Capital	-	-	-	70,000
<b>Total</b>	986,792	1,290,350	1,316,350	1,322,900

### Personnel Schedule

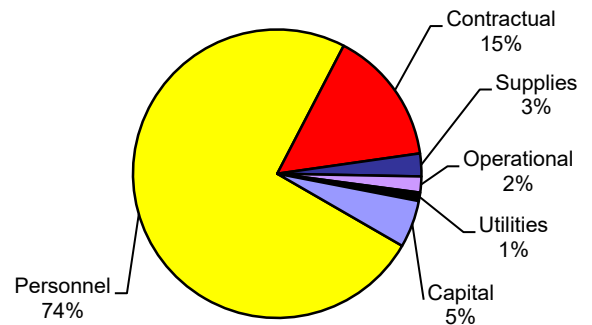
<u>Position</u>	<u>Classification</u>	<u>FY 22 Approved</u>	<u>FY 23 Proposed</u>
Public Works Director/City Engineer	-	1	1
Assistant City Engineer	32	1	1
Civil Engineer	28	1	1
Senior Construction Inspector	21	1	1
Streets & Drainage Coordinator	17	4	4
Customer Service Coordinator	12	1	1

### Activity Trends

**Financial History**



**FY 23 Expenditures by Category**



<b>Fund</b>	<b>Department</b>	<b>Division</b>
01 General Fund	50 Public Works	53 Engineering

<b>G/L Account</b>	<b>2021 Actual Amount</b>	<b>2022 Adopted Budget</b>	<b>2022 Amended Budget</b>	<b>2023 City Manager Approved</b>
--------------------	---------------------------	----------------------------	----------------------------	-----------------------------------

*PERSONNEL SERVICES*

101 SALARIES & WAGES-SUPERVISOR	152,245	160,000	160,000	172,500
104 SALARIES & WAGES-CLERICAL	236,390	270,100	270,100	211,400
107 SALARIES & WAGES-LABOR	273,919	307,350	307,350	395,600
109 SALARIES & WAGES-OVERTIME	6,021	12,000	12,000	12,000
113 EDUCATION/CERTIFICATE PAY	1,200	1,200	1,200	1,200
114 LONGEVITY PAY	4,938	3,950	3,950	4,450
120 FICA & MEDICARE EXPENSE	49,835	56,500	56,500	58,050
122 T.M.R.S. RETIREMENT EXPENSE	110,860	118,800	118,800	127,550

*PERSONNEL SERVICES Totals*      835,408      929,900      929,900      982,750

*CONTRACTUAL*

213 CONSULTING FEES	96,634	270,000	270,000	170,000
231 SERVICE MAINTENANCE CONTRACTS	9,749	12,000	28,000	14,000

<b>Notes:</b>	<b>Amended Budget Increase</b>
\$16,000 NCTCOG aerials were expected in FY2021 but not provided until winter 2022.	
\$2,000 DNGO Crossings price increase.	
<b>CITY MANAGER'S COMMENTS: Approved</b>	

240 EQUIPMENT REPAIRS	-	600	600	600
242 EQUIPMENT RENTAL & LEASE	2,612	2,700	2,700	500
246 VEHICLE REPAIRS	3,541	6,500	6,500	6,500
276 STORMWATER PROGRAM COSTS	4,079	10,600	10,600	8,500

*CONTRACTUAL Totals*      116,615      302,400      318,400      200,100

*SUPPLIES*

301 OFFICE SUPPLIES	1,251	1,800	1,800	1,800
310 PRINTING & BINDING	721	1,500	1,500	1,500
321 UNIFORMS	895	1,050	1,050	1,050
323 SMALL TOOLS	70	1,500	1,500	1,500
325 SAFETY SUPPLIES	49	500	500	500
331 FUEL & LUBRICANTS	10,574	12,000	22,000	24,000
341 CONSTRUCTION & REPAIR SUPPLIES	-	3,000	3,000	3,000
347 GENERAL MAINTENANCE SUPPLIES	-	500	500	500

*SUPPLIES Totals*      13,560      21,850      31,850      33,850

<b>Fund</b>	<b>Department</b>	<b>Division</b>
01 General Fund	50 Public Works	53 Engineering

<b>G/L Account</b>	<b>2021 Actual Amount</b>	<b>2022 Adopted Budget</b>	<b>2022 Amended Budget</b>	<b>2023 City Manager Approved</b>
<i>OPERATIONS</i>				
410 DUES & SUBSCRIPTIONS	7,759	8,000	8,000	8,000
430 TUITION & TRAINING	4,335	7,000	7,000	7,000
436 TRAVEL	1,591	8,700	8,700	8,700
<i>OPERATIONS Totals</i>	13,684	23,700	23,700	23,700
<i>UTILITIES</i>				
507 CELLULAR TELEPHONE	7,526	12,500	12,500	12,500
<i>UTILITIES Totals</i>	7,526	12,500	12,500	12,500
<i>CAPITAL</i>				
623 VEHICLES	-	-	-	70,000
<i>CAPITAL Totals</i>	-	-	-	70,000
<b>ENGINEERING Totals</b>	<b>986,792</b>	<b>1,290,350</b>	<b>1,316,350</b>	<b>1,322,900</b>

**Notes:** Inspection Vehicles  
 \$70,000  
 Need to replace two 2010 model trucks for engineering inspection with 2023 extended cab trucks.  
**CITY MANAGER'S COMMENTS:** Approved from General Fund Reserves

## DIVISION SUMMARY

<b>Fund</b>	<b>Department</b>	<b>Division</b>
01 General	50 Public Works	59 Streets

### Expenditure Summary

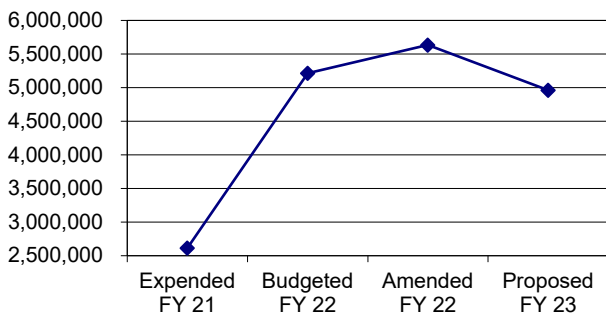
	Actual 20-21	Budgeted 21-22	Amended 21-22	Proposed 22-23
Personnel	776,540	912,350	827,350	997,000
Contractual	198,695	278,450	278,450	289,000
Supplies	1,136,800	3,224,600	3,239,600	3,034,600
Operational	3,045	11,500	11,500	11,500
Utilities	471,289	487,300	487,300	486,000
Capital	28,658	301,600	790,900	143,500
<b>Total</b>	<b>2,615,027</b>	<b>5,215,800</b>	<b>5,635,100</b>	<b>4,961,600</b>

### Personnel Schedule

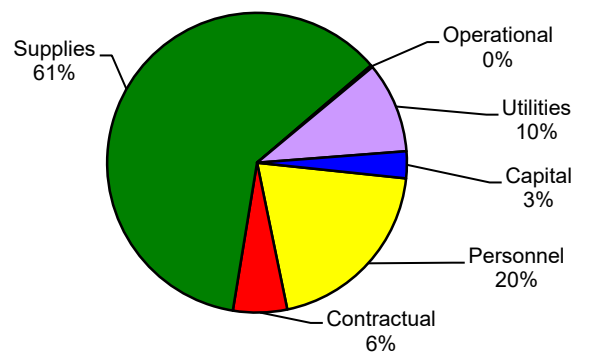
<u>Position</u>	<u>Classification</u>	<u>FY 22 Approved</u>	<u>FY 23 Proposed</u>
Superintendent	25	1	1
Field Supervisor	21	2	2
Crew Leader	16	1	1
Equipment Operator	13	3	3
Streets & Drainage Coordinator	14	0	1
Special Operations Inspector	12	1	1
Sign Technician	11	2	2
Maintenance Worker II	10	3	3

### Activity Trends

**Financial History**



**FY 23 Expenditures by Category**



<b>Fund</b>	<b>Department</b>	<b>Division</b>
01 General Fund	50 Public Works	59 Streets

G/L Account	2021 Actual Amount	2022 Adopted Budget	2022 Amended Budget	2023 City Manager Approved
-------------	--------------------------	---------------------------	---------------------------	----------------------------------

*PERSONNEL SERVICES*

101 SALARIES & WAGES-SUPERVISOR	90,995	95,200	95,200	101,150
104 SALARIES & WAGES-CLERICAL	-	-	-	57,350

<b>Notes:</b>	<b>Streets Drainage Coordinator</b>
<p>We are requesting a coordinator position to assist the Streets and Drainage Division. This position would be the public's first point of contact, and be responsible for answering phone calls, providing in person customer service, routing service calls and requests, and creating and tracking work orders. The position would also be tasked with coordinating with the Texas Department of Transportation (TXDOT) and franchise utilities regarding roadway repair, and signal and street light outages. As a secondary task, this position would be responsible for updating and maintaining training and licensing records, and updating and maintaining TCEQ safety data sheets. The coordinator position would also act as additional support for the Water and Sewer Division's coordinator.</p> <p>Salary and Benefits \$57,380</p> <p><b>CITY MANAGER'S COMMENTS: Approved</b></p>	

107 SALARIES & WAGES-LABOR	495,909	616,600	521,600	623,550
109 SALARIES & WAGES-OVERTIME	29,234	20,000	20,000	20,000
113 EDUCATION/CERTIFICATE PAY	2,700	2,700	2,700	2,100
114 LONGEVITY PAY	6,898	6,900	6,900	7,700
120 FICA & MEDICARE EXPENSE	47,367	54,450	54,450	59,000
122 T.M.R.S. RETIREMENT EXPENSE	103,437	116,500	126,500	126,150
<i>PERSONNEL SERVICES Totals</i>	<u>776,540</u>	<u>912,350</u>	<u>827,350</u>	<u>997,000</u>

*CONTRACTUAL*

213 CONSULTING FEES	-	5,000	5,000	5,000
231 SERVICE MAINTENANCE CONTRACTS	53,185	93,900	93,900	114,450

<b>Notes:</b>	<b>Service Maintenance Contracts</b>
<p>\$41,600 The Cityworks maintenance contract increased in cost for Public Works. The total amount of this contract is a 3-way split by the Water, Wastewater and Streets Divisions.</p> <p>\$25,000 Right-of-Way Maintenance</p> <p><b>CITY MANAGER'S COMMENTS: Approved</b></p>	

237 UNIFORM SERVICE	5,731	9,550	9,550	9,550
240 EQUIPMENT REPAIRS	10,504	42,000	42,000	35,000
242 EQUIPMENT RENTAL & LEASE	1,158	5,000	5,000	5,000
246 VEHICLE REPAIRS	21,837	25,000	25,000	25,000
270 WASTE DISPOSAL SERVICE	106,280	98,000	98,000	95,000

<b>Fund</b>	<b>Department</b>	<b>Division</b>
01 General Fund	50 Public Works	59 Streets

<b>G/L Account</b>	<b>2021 Actual Amount</b>	<b>2022 Adopted Budget</b>	<b>2022 Amended Budget</b>	<b>2023 City Manager Approved</b>
<i>CONTRACTUAL Totals</i>	198,695	278,450	278,450	289,000

*SUPPLIES*

301 OFFICE SUPPLIES	150	500	500	500
310 PRINTING & BINDING	-	500	500	500
323 SMALL TOOLS	10,455	11,100	11,100	11,100
325 SAFETY SUPPLIES	5,568	6,000	6,000	6,000
331 FUEL & LUBRICANTS	31,592	35,000	50,000	60,000
333 CHEMICAL	16,315	15,500	15,500	15,500



<b>Fund</b>	<b>Department</b>	<b>Division</b>
01 General Fund	50 Public Works	59 Streets

G/L Account	2021 Actual Amount	2022 Adopted Budget	2022 Amended Budget	2023 City Manager Approved
341 CONSTRUCTION & REPAIR SUPPLIES	996,452	2,984,000	2,984,000	2,768,000

<b>Notes:</b>	Construction and Repair work
<p>\$274,000 Full Depth Reclamation/Repair Projects</p> <p>A. West Kaufman (West Street to Dead end) - Average PCI = PCI shows 47 however the micro surfacing done on this street was intended to be a band-aid until the CIP work in the vicinity was completed. The asphalt is unravelling due to the heavy equipment and needs to be pulverized and replaced.</p> <p>B. Clem Road (FM 1141 to limits of North Gate subdivision improvements) - Average PCI = 34</p> <p>\$100,000 Miscellaneous Asphalt Segment Repairs Zollner (various), Anna Cade (various), Hays Road (various), Green Circle (various) and Other locations</p> <p>\$420,000 Micro Surfacing - Pavement Preservation Numerous asphalt roadways are oxidizing and would benefit from this treatment to stabilize their integrity and extend longevity.</p> <p>\$250,000 Crack Seal Program – Pavement Preservation These additional funds will be used to crack seal asphalt streets prior to micro surfacing.</p> <p>\$600,000 Miscellaneous Concrete Repairs Street Pavement Budget funds to cover miscellaneous street and alley repairs on an annual contract. This account will cover concrete pavement segmental repairs for streets.</p> <p>\$400,000 Miscellaneous Concrete Repairs Alley Pavement Budget funds to cover miscellaneous street and alley repairs on an annual contract. This account will cover concrete pavement segmental repairs for alleys.</p> <p>\$250,000 Miscellaneous Sidewalk construction and repairs. This will cover sidewalk repairs at various locations.</p> <p>\$125,000 Pavement Lift and Stabilization The pavement lifting process uses polyurethane foam injections to re-level concrete slabs in street and alley pavements sections that have become uneven. This is a very effective repair option when addressing pavement settlement issues.</p> <p>\$50,000 Miscellaneous Sidewalk Repair (Foam/Mud Jacking) Annual maintenance for lifting and leveling uneven sidewalks.</p> <p>\$75,000 Pavement Marking Budget Maintain and upgrade pavement markings on various roadways throughout town. The pavement markings consist of traffic lane striping, raised buttons, directional arrows, turn lanes, stop blocks etc.</p> <p>\$225,000 Construction Materials and Supplies - Staff Operations Cost for construction materials and supplies used by city staff in its day to day maintenance operations. These supplies/materials include, hot mix asphalt, cold mix asphalt, asphalt tac, concrete, rock, flex base, gravel and other miscellaneous material used for in-house construction and maintenance activities.</p> <p><b>CITY MANAGER'S COMMENTS: Approved</b></p>	

<b>Fund</b>	<b>Department</b>	<b>Division</b>
01 General Fund	50 Public Works	59 Streets

G/L Account	2021 Actual Amount	2022 Adopted Budget	2022 Amended Budget	2023 City Manager Approved
-------------	--------------------------	---------------------------	---------------------------	----------------------------------

347 GENERAL MAINTENANCE SUPPLIES	9,355	10,000	10,000	16,000
----------------------------------	-------	--------	--------	--------

<b>Notes:</b>	General Maintenance Supply
\$6,000 trash bags, screws, nuts, bolts, small batteries, buckets, brushes, hand cleaners, towels, tape, extension cords etc. Prices for these supplies have increased by 60% over the last 12 months.	
CITY MANAGER'S COMMENTS: Approved	

384 DRAINAGE SYSTEM REPAIR SUPPLIES	450	20,000	20,000	15,000
392 SIGNS AND SIGNALS	66,463	137,000	137,000	137,000
393 STREET LIGHTING SUPPLIES	-	5,000	5,000	5,000

<i>SUPPLIES Totals</i>	<u>1,136,800</u>	<u>3,224,600</u>	<u>3,239,600</u>	<u>3,034,600</u>
------------------------	------------------	------------------	------------------	------------------

*OPERATIONS*

410 DUES & SUBSCRIPTIONS	322	900	900	900
415 RECRUITING EXPENSES	90	-	-	-
430 TUITION & TRAINING	1,257	5,600	5,600	5,600
436 TRAVEL	1,376	5,000	5,000	5,000

<i>OPERATIONS Totals</i>	<u>3,045</u>	<u>11,500</u>	<u>11,500</u>	<u>11,500</u>
--------------------------	--------------	---------------	---------------	---------------

*UTILITIES*

504 STREET LIGHTING	460,901	475,000	475,000	475,000
507 CELLULAR TELEPHONE	10,388	12,300	12,300	11,000

<i>UTILITIES Totals</i>	<u>471,289</u>	<u>487,300</u>	<u>487,300</u>	<u>486,000</u>
-------------------------	----------------	----------------	----------------	----------------

*CAPITAL*

603 BUILDINGS	-	195,400	234,700	95,000
---------------	---	---------	---------	--------

<b>Notes:</b>	Electrical for Equipment Covers
\$95,000 Electric service for Equipment Shelters built in FY 2022. Installation of electrical service, lights, outlets for block heaters, battery chargers and general electrical needs for the equipment utilizing these structures. This account will also add some area lighting around the newly constructed structures at the Service Center since there is no existing lighting on the back half of the property.	
CITY MANAGER'S COMMENTS: Approved from General Fund Reserves	

612 COMPUTER EQUIPMENT	-	2,000	2,000	-
617 RADIO EQUIPMENT	-	2,200	2,200	-

<b>Fund</b>	<b>Department</b>	<b>Division</b>
01 General Fund	50 Public Works	59 Streets

G/L Account	2021 Actual Amount	2022 Adopted Budget	2022 Amended Budget	2023 City Manager Approved
623 VEHICLES	-	102,000	102,000	48,500

<b>Notes:</b>	<b>New Vehicles</b>
<p>\$48,500 Proposed - 2022/2023 Chevy ½ Ton Double Cab Equipped with headache rack, computer stand, tool box, safety lights to replace a 2012 Tahoe with 175,000 miles. This was removed from Police service several years ago. This vehicle is used daily by Street Manager to respond to citizen concerns, special event support, general operations activities, spill response, storm damage assessment and clean up, and other duties as required. This truck has had several mechanical issues within the last 3 years, transmission issues, tune up, brakes, a/c unit etc. and has several leaks on the engine. The 2012 model vehicle has 175,000 miles and needs over \$6,000 in repairs.</p> <p><b>CITY MANAGER'S COMMENTS: Approved from General Fund Reserves</b></p>	

<b>Notes:</b>	<b>Replace Dump Truck</b>
<p>\$145,000 Proposed – Kenworth 2022/2023 Dump Truck Body T370 Tandem 12-14 Yard, Warren dump body, Warren sand spreader, Warren tarp system and hydraulic system plumbed for sand spreader operation. to replace a 2002 Ford F-650 6 Yard Dump Truck with 37,000 miles and in poor condition.</p> <p>This truck is vital to day to day operations. It does not have a sand spreader but is used to transport dirt and debris from jobsites along with asphalt, rock and equipment such as the backhoe, Water or Sewer borrowed excavator and loader to the jobsites.</p> <p>This truck has had several costly mechanical issues within the last four years that included two broken drive lines along with the clutch and pressure plate assembly. The PTO is not working properly, electrical issues etc. needs over \$12,000 in repairs.</p> <p>Note: The Street and Drainage Department has two 6 Yard trucks and one 14 Yard truck currently. Replacing the 6 Yard truck with a 14 Yard truck will increase the hauling capabilities by over 50%. Whether it be sanding operations during the winter or regular hauling duties such as going to Sunnyvale or Terrell to pick up asphalt for large jobs, taking flexbase rock to the unimproved roads for maintenance, silt and sediment cleaned from ditches and drainage areas, general spoils from road repairs or clean up from disasters along with the many other duties of this type of truck. It will cut down the amount of trips needed to complete the work in a timely manner. We borrow the 14 Yard truck from Water and Sewer when they are available but theirs are vital to their operations also and not always available making project completions take longer. This will also give us the ability to leave a sand spreader in a high capacity truck longer during the coldest times in ready status for icing emergencies while still having a 14 Yard truck for regular hauling duties of equipment and materials.</p> <p><b>CITY MANAGER'S COMMENTS: Disapproved</b></p>	

634 DRAINAGE PROJECTS	28,658	-	450,000	-
<i>CAPITAL Totals</i>	<u>28,658</u>	<u>301,600</u>	<u>790,900</u>	<u>143,500</u>

<b>STREETS Totals</b>	<b>2,615,027</b>	<b>5,215,800</b>	<b>5,635,100</b>	<b>4,961,600</b>
-----------------------	------------------	------------------	------------------	------------------

# **WATER/SEWER**



City of Rockwall  
*The New Horizon*

## MEMORANDUM

---

**TO: Mayor and Council Members**

**FROM: Mary Smith, City Manager**

**DATE: August 19, 2022**

**SUBJECT: Water / Wastewater Rates**

---

North Texas Municipal Water District while still finalizing the budget for treated water for 2023 is projecting an increase in the treated water rate by as much as forty cents (.40) per thousand gallons. The District expects to raise the rate to \$3.39 per thousand gallons of treated water. This is the first increase in the last few years but this year has seen tremendous price pressures from the economic conditions and supply chain issues. They are forecasting a 49% increase in their chemical budget alone.

The charges for Wastewater treatment by the District is increasing from the original 2022 budget. Specifically we are anticipating a 13.06% increase for the regional interceptor line due to the capacity needs to facilitate the transfer of wastewater to the treatment plant in Mesquite. The treatment cost at the two Rockwall plants is increasing 8.2% for the North plant and increasing 9.1% for the South plant. Construction work continues on the parallel line to the Mesquite treatment plant with construction expected to conclude in 2024. Rockwall partners with Heath and Forney on the wastewater line to the Mesquite plant and Mclendon Chisholm is a customer of Rockwall's with flow into the line under an agreement with that city.

The City has two primary criteria when setting rates. The City's policy is to maintain a 60-day working capital (reserves) balance. The City's reserves will be closer to 132 days. Historically we have set rates and budgets based on periods of normal weather and consumption, not the extremes that can occur. The weather and consumption patterns have been anything but normal for the past decade and 2022 is no exception. The extremely dry and hot temperatures have increased water consumption this year. This year we exceeded our minimum demand by about 14.8%. District volume calculations will be finalized shortly.

Overall operations budgets for fiscal year 2023 increased by 11.2% and while revenues are projected to increase as we continue to grow the number of accounts for both water and sewer we will not be able to absorb these significant increases on the sewer side of the operations without an increase in rates. We have not increased rates at all since December 2018. We will work to mitigate the increase as much as possible and try to spread the impact over a two-year

period but we simply cannot continue to absorb the increasing costs. This will be subject to change based on final budget adoption by the District since those expenses are the largest we have in either the water or the wastewater operations.

#### Wholesale Customers

Our wholesale customer rates are determined in a separate study that was completed in 2018 as well. These rates are designed to completely cover our cost of providing wholesale water. Blackland and RCH Water Supply Corporations will be subject to a rate increase based on those study findings and most specifically the increased treated water rate from NTMWD. Blackland continues to work toward becoming a direct customer of the NTMWD having purchased the land for their delivery point, are in the design phase for the pump station, and expect to go direct as early as late 2023. At that time, we will transfer the maximum gallons they have purchased historically from our minimum demand to their new minimum demand with the District.

The City of Heath's contract with Rockwall provides for rate increases as NTMWD adjusts the District's rate to member cities and includes a minimum take or pay provision, which was implemented in FY2017. Heath did set a new minimum demand level this year as well as the treated water rate increase that will affect them.

## SUMMARY OF OPERATIONS

**Fund**

02 Water &amp; Sewer

	Actual 20-21	Budgeted 21-22	Amended 21-22	Proposed 22-23
Operating Revenues	30,284,278	32,611,200	33,189,200	36,225,200
Operating Expenses	23,478,683	28,307,800	29,923,900	33,340,200
<b>Operating Income (Loss)</b>	<b>6,805,595</b>	<b>4,303,400</b>	<b>3,265,300</b>	<b>2,885,000</b>
Non-Operating Revenues	2,135,844	1,785,000	1,635,000	1,785,000
Non-Operating Expenses	3,602,858	5,207,300	5,204,300	4,761,500
<b>Non-Operating Income (Loss)</b>	<b>(1,467,014)</b>	<b>(3,422,300)</b>	<b>(3,569,300)</b>	<b>(2,976,500)</b>
<b>Net Income (Loss) Before Transfers</b>	<b>5,338,582</b>	<b>881,100</b>	<b>(304,000)</b>	<b>(91,500)</b>
Net Transfers In (Out)	(1,079,864)	(1,310,400)	(1,310,400)	(1,313,750)
<b>Net Income (Loss)</b>	<b>4,258,718</b>	<b>(429,300)</b>	<b>(1,614,400)</b>	<b>(1,405,250)</b>
Working Capital - Beginning	10,382,283	9,353,496	14,641,001	13,026,601
<b>Working Capital - Ending</b>	<b>14,641,001</b>	<b>8,924,196</b>	<b>13,026,601</b>	<b>11,621,351</b>

## SUMMARY OF REVENUES

<b>Fund</b>					
02 Water & Sewer					
Account	Description	Actual 20-21	Budgeted 21-22	Amended 21-22	Proposed 22-23
<b>Available Operating Revenues:</b>					
4601	Retail Water Sales	15,075,298	16,375,000	16,662,000	17,025,000
4603	Sewer Charges	9,091,893	9,525,000	9,675,000	11,500,000
4605	Pretreatment Charges	78,049	100,000	90,000	100,000
4609	HHW Fees	127,732	176,000	-	176,000
4610	Penalties	175,609	250,000	305,000	250,000
4611	Portable Meter Sales	69,950	100,000	115,000	100,000
<b>Total Utility Sales</b>		<b>24,618,531</b>	<b>26,526,000</b>	<b>27,023,000</b>	<b>29,151,000</b>
4622	RCH Water Sales	1,523,922	1,857,800	1,857,800	2,045,950
4632	Blackland Water Sales	852,891	843,200	921,200	1,018,250
4640	Mclendon Chisholm Sewer	319,825	375,000	395,000	480,000
4650	City of Heath Water Sales	2,768,845	2,814,200	2,814,200	3,335,000
<b>Total Contract Sales</b>		<b>5,465,483</b>	<b>5,890,200</b>	<b>5,988,200</b>	<b>6,879,200</b>
4660	Water Taps	141,770	130,000	105,000	130,000
4662	Sewer Taps	25,449	25,000	33,000	25,000
4665	Meter Rental Fees	33,045	40,000	40,000	40,000
<b>Total Other Receipts</b>		<b>200,264</b>	<b>195,000</b>	<b>178,000</b>	<b>195,000</b>
<b>Total Operating Revenues</b>		<b>30,284,278</b>	<b>32,611,200</b>	<b>33,189,200</b>	<b>36,225,200</b>
<b>Available Non-Operating Revenues</b>					
4001	Interest Earnings	-	30,000	30,000	30,000
4010	Auction/Scrap Proceeds	14,875	15,000	15,000	15,000
4019	Miscellaneous	171,916	15,000	15,000	15,000
4450	Land Sales	10,559	-	-	-
4480	Tower Leases	284,950	275,000	275,000	275,000
4670	Water Impact Fees	910,128	800,000	650,000	800,000
4672	Sewer Impact Fees	743,416	650,000	650,000	650,000
<b>Total Non-Operating Revenue</b>		<b>2,135,844</b>	<b>1,785,000</b>	<b>1,635,000</b>	<b>1,785,000</b>
<b>Total Available Revenues</b>		<b>32,420,122</b>	<b>34,396,200</b>	<b>34,824,200</b>	<b>38,010,200</b>



## SUMMARY OF OPERATING TRANSFERS

**Fund**

02 Water & Sewer

	Actual 20-21	Budgeted 21-22	Amended 21-22	Proposed 22-23
Operating Transfers In				
From Recycling Fund	54,286	-	-	-
Operating Transfers Out				
To General Fund	200,000	300,000	300,000	300,000
To Insurance Fund	810,000	920,000	920,000	920,000
To Worker's Comp Fund	55,000	65,000	65,000	65,000
To Tech Replacement Fund	19,150	25,400	25,400	28,750
To Vehicle Replacement Fund	50,000	-	-	-
<b>Total Transfers Out</b>	<b>1,134,150</b>	<b>1,310,400</b>	<b>1,310,400</b>	<b>1,313,750</b>
<b>Net Operating Transfers</b>				
<b>In (Out)</b>	<b>(1,079,864)</b>	<b>(1,310,400)</b>	<b>(1,310,400)</b>	<b>(1,313,750)</b>

## SUMMARY OF EXPENSES

**Fund**

02 Water & Sewer

Department	Actual 20-21	Budgeted 21-22	Amended 21-22	Proposed 22-23
Operating Expenses				
Departmental Expenses:				
61 Utility Billing	1,318,292	1,353,600	1,453,600	1,500,350
63 Water Operations	14,070,602	17,089,050	17,222,050	19,602,050
67 Sewer Operations	8,089,789	9,865,150	11,248,250	12,237,800
Total Dept. Expenses	23,478,683	28,307,800	29,923,900	33,340,200
Non Operating Expenses				
62 Long Term Debt	3,602,858	5,207,300	5,204,300	4,761,500
Total Non-Operating Expenses	3,602,858	5,207,300	5,204,300	4,761,500
Total Expenses	27,081,541	33,515,100	35,128,200	38,101,700

## DIVISION SUMMARY

<b>Fund</b>	<b>Department</b>	<b>Division</b>
02 Water & Sewer	60 Utility Services	62 Long Term Debt

### Expenditure Summary

	Actual 20-21	Budgeted 21-22	Amended 21-22	Proposed 22-23
Debt Service	3,602,858	5,207,300	5,204,300	4,761,500
<b>Total</b>	<u>3,602,858</u>	<u>5,207,300</u>	<u>5,204,300</u>	<u>4,761,500</u>

<b>Fund</b>	<b>Department</b>	<b>Division</b>
02 Water & Sewer	60 Utility Services	62 Debt Service

<b>G/L Account</b>	<b>2021 Actual Amount</b>	<b>2022 Adopted Budget</b>	<b>2022 Amended Budget</b>	<b>2023 City Manager Approved</b>
--------------------	-----------------------------------	------------------------------------	------------------------------------	---

**70 Debt Service**

0750	BOND ADMINISTRATION FEES	1,431	5,000	2,000	2,000
0752	BOND - PRINCIPAL	2,465,000	3,435,000	3,435,000	3,100,000
0754	BOND - INTEREST	530,629	1,122,800	1,122,800	1,013,500
0772	NTMWD - PRINCIPAL	458,904	495,000	495,000	520,000
0774	NTMWD - INTEREST	146,894	149,500	149,500	126,000

<b>Debt Service TOTAL . . . . .:</b>	<b>3,602,858</b>	<b>5,207,300</b>	<b>5,204,300</b>	<b>4,761,500</b>
--------------------------------------	------------------	------------------	------------------	------------------

## DIVISION SUMMARY

<b>Fund</b>	<b>Department</b>	<b>Division</b>
02 Water & Sewer	60 Utility Services	61 Utility Billing

### Expenditure Summary

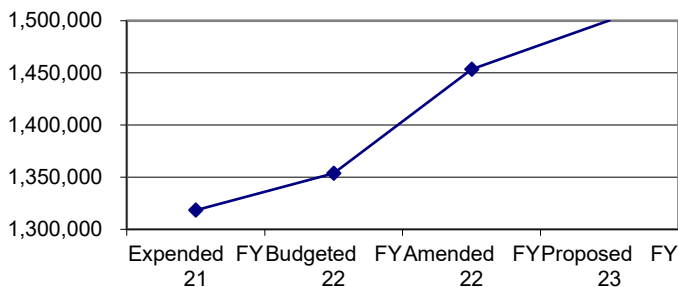
	Actual 20-21	Budgeted 21-22	Amended 21-22	Proposed 22-23
Personnel	493,650	546,950	581,950	626,500
Contractual	550,605	509,950	574,950	575,150
Supplies	96,416	90,800	90,800	92,800
Operational	177,620	205,900	205,900	205,900
<b>Total</b>	<b>1,318,292</b>	<b>1,353,600</b>	<b>1,453,600</b>	<b>1,500,350</b>

### Personnel Schedule

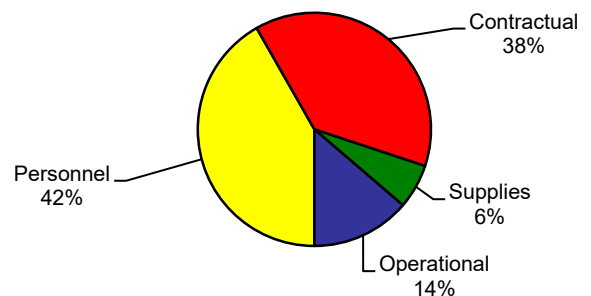
Position	Classification	FY 22 Approved	FY 23 Proposed
Utility Billing Supervisor	22	1	1
Field Supervisor	19	1	1
Customer Service Representative	12	3	3
Meter Technician	11	4	4

### Activity Trends

**Financial History**



**FY 23 Expenditures by Category**



<b>Fund</b>	<b>Department</b>	<b>Division</b>
02 Water Sewer	60 Utility Services	61 Utility Billing

<b>G/L Account</b>	<b>2021 Actual Amount</b>	<b>2022 Adopted Budget</b>	<b>2022 Amended Budget</b>	<b>2023 City Manager Approved</b>
<i>PERSONNEL SERVICES</i>				
101 SALARIES & WAGES-SUPERVISOR	68,029	71,450	71,450	84,000
104 SALARIES & WAGES-CLERICAL	120,168	130,100	130,100	148,750
107 SALARIES & WAGES-LABOR	191,030	240,100	220,100	266,750
109 SALARIES & WAGES-OVERTIME	13,159	2,500	42,500	2,500
113 EDUCATION/CERTIFICATE PAY	1,800	1,800	1,800	1,800
114 LONGEVITY PAY	3,542	4,050	4,050	4,600
120 FICA & MEDICARE EXPENSE	29,792	30,900	35,900	37,650
122 T.M.R.S. RETIREMENT EXPENSE	66,131	66,050	76,050	80,450
<i>PERSONNEL SERVICES Totals</i>	<u>493,650</u>	<u>546,950</u>	<u>581,950</u>	<u>626,500</u>
<i>CONTRACTUAL</i>				
210 AUDITING	13,250	17,000	17,000	17,000
217 IT SERVICE	19,800	28,750	28,750	28,750
223 INSURANCE-SURETY BONDS	352	200	200	400
225 INSURANCE-AUTOMOBILES	37,361	42,000	42,000	42,000
227 INSURANCE-REAL PROPERTY	50,402	48,500	48,500	48,500
228 INSURANCE-CLAIMS & DEDUCTIBLES	8,007	25,000	25,000	25,000
229 INSURANCE-LIABILITY	24,467	25,000	25,000	25,000
231 SERVICE MAINTENANCE CONTRACTS	388,336	310,000	375,000	375,000
235 BANK CHARGES	1,573	5,000	5,000	5,000
240 EQUIPMENT REPAIRS	-	1,000	1,000	1,000
242 EQUIPMENT RENTAL & LEASE	7,057	7,500	7,500	7,500
<i>CONTRACTUAL Totals</i>	<u>550,605</u>	<u>509,950</u>	<u>574,950</u>	<u>575,150</u>
<i>SUPPLIES</i>				
301 OFFICE SUPPLIES	1,609	1,800	1,800	1,800
307 POSTAGE	87,482	80,000	80,000	80,000
310 PRINTING & BINDING	7,312	8,000	8,000	10,000
347 GENERAL MAINTENANCE SUPPLIES	13	1,000	1,000	1,000
<i>SUPPLIES Totals</i>	<u>96,416</u>	<u>90,800</u>	<u>90,800</u>	<u>92,800</u>
<i>OPERATIONS</i>				
410 DUES & SUBSCRIPTIONS	-	300	300	300
430 TUITION & TRAINING	-	2,000	2,000	2,000
436 TRAVEL	50	2,000	2,000	2,000
450 BAD DEBT EXPENSE	-	30,000	30,000	30,000
490 HOUSEHOLD HAZARDOUS WASTE	177,570	171,600	171,600	171,600
<i>OPERATIONS Totals</i>	<u>177,620</u>	<u>205,900</u>	<u>205,900</u>	<u>205,900</u>
<b>BILLING SERVICES Totals</b>	<b>1,318,292</b>	<b>1,353,600</b>	<b>1,453,600</b>	<b>1,500,350</b>

## DIVISION SUMMARY

<b>Fund</b>	<b>Department</b>	<b>Division</b>
02 Water & Sewer	60 Utility Services	63 Water Operations

### Expenditure Summary

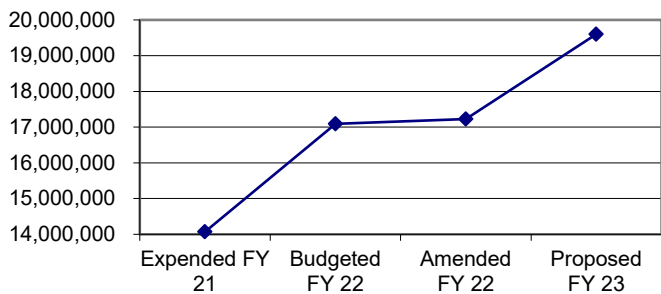
	Actual 20-21	Budgeted 21-22	Amended 21-22	Proposed 22-23
Personnel	1,196,224	1,285,100	1,331,100	1,317,850
Contractual	11,923,269	14,331,700	14,371,700	16,924,750
Supplies	666,121	894,200	916,200	907,700
Operational	8,125	23,250	23,250	23,250
Utilities	276,862	268,500	293,500	293,500
Capital	-	286,300	286,300	135,000
<b>Total</b>	<b>14,070,602</b>	<b>17,089,050</b>	<b>17,222,050</b>	<b>19,602,050</b>

### Personnel Schedule

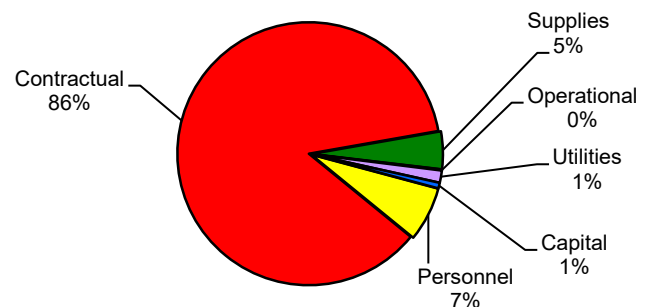
Position	Classification	FY 22 Approved	FY 23 Proposed
Water/Wastewater Manager	32	1	1
Water - Field Supervisor	22	1	1
Senior Production Technician	15	1	1
Public Works Coordinator	14	1	1
Crew Leader	16	2	2
Water Quality Technician	12	2	2
Equipment Operator	13	1	1
Production Technician I	11	2	2
Fire Hydrant Technician	11	2	2
Maintenance Worker II	10	4	4

### Activity Trends

**Financial History**



**FY 23 Expenditures by Category**



<b>Fund</b>	<b>Department</b>	<b>Division</b>
02 Water Sewer	60 Utility Services	63 Water Operations

<b>G/L Account</b>	<b>2021 Actual Amount</b>	<b>2022 Adopted Budget</b>	<b>2022 Amended Budget</b>	<b>2023 City Manager Approved</b>
--------------------	---------------------------	----------------------------	----------------------------	-----------------------------------

*PERSONNEL SERVICES*

101 SALARIES & WAGES-SUPERV	185,040	206,400	206,400	218,850
104 SALARIES & WAGES-CLERICAL	53,421	55,650	55,650	59,150
107 SALARIES & WAGES-LABOR	587,461	704,800	654,800	714,400
109 SALARIES & WAGES-OVERTIME	129,993	75,000	145,000	75,000
113 EDUCATION/CERTIFICATE PAY	1,996	3,600	3,600	3,600
114 LONGEVITY PAY	6,500	7,500	7,500	8,600
120 FICA & MEDICARE EXPENSE	73,187	73,950	83,950	75,900
122 T.M.R.S. RETIREMENT EXP.	158,627	158,200	174,200	162,350

*PERSONNEL SERVICES Totals*      1,196,224      1,285,100      1,331,100      1,317,850

*CONTRACTUAL*

211 LEGAL	42,575	25,000	40,000	25,000
213 CONSULTING FEES	22,428	25,000	50,000	320,500

<b>Notes:</b>	Increase in Consulting (amended)
<p>\$25,000 addition</p> <p>Consulting services for water system planning, review of water availability for proposed developments, and the impact of annexation on the water system. Included are material testing services for in-house water projects. Have exceeded the budgeted amount, requesting an increase from \$25,000 to \$50,000.</p> <p><b>CITY MANAGER'S COMMENTS: Approved</b></p>	

<b>Notes:</b>	New EPA Regulations
<p>Phase I \$270,500 (FY 2023)</p> <p>Phase II \$118,000 (FY 2024)</p> <p>On December 16, 2021, the EPA adopted new regulations to the Lead and Copper Rules (LCR), with a compliance date set for October 16, 2024. The new rules and regulations require water systems to inventory all services, mains, and private water lines from the City's connection to homes and buildings to determine if lead lines are present. This inventory also requires the City to determine if any galvanized pipes are connected or had previously been connected to lead lines in the past.</p> <p>There are two other actions that water systems must complete by the LCR's October 16, 2024 compliance date which include a Lead Service Line Replacement Plan (LSLR) and a revised Tap Sampling Plan (TSP) for residents and the addition of sampling at schools and daycares. The LSLR plan would describe the procedure for systems to conduct lead service line replacements in accordance with the LCR. The (TSP) would identify the locations and methods for systems to conduct tap sampling following the LCR.</p> <p>We are proposing to accomplish this project using a consulting firm to complete this task in two phases over the next two years to meet the requirements of the new LCR rules by October 16, 2024.</p> <p><b>CITY MANAGER'S COMMENTS: Approved</b></p>	



<b>Fund</b>	<b>Department</b>	<b>Division</b>
02 Water Sewer	60 Utility Services	63 Water Operations

G/L Account	2021 Actual Amount	2022 Adopted Budget	2022 Amended Budget	2023 City Manager Approved
231 SERVICE-MAINT. CONTRACTS	62,719	163,600	163,600	108,000

<b>Notes:</b>	CCTV at pump stations and towers
\$249,700	
Two years ago, the EPA required all utilities to do a self-assessment and determine if they were vulnerable to cyber and physical attacks. Last year the City upgraded its cyber security from outside attacks. This year we are requesting to add CCTV at all water pump stations and towers to monitor activity at these locations.	
CITY MANAGER'S COMMENTS: Disapproved	

237 UNIFORM SERVICE	10,394	15,000	15,000	15,000
240 EQUIPMENT REPAIRS	9,712	13,000	13,000	13,000
242 EQUIPMENT RENTAL & LEASE	10,237	10,000	10,000	10,000
244 BUILDING REPAIRS	7,291	15,000	15,000	15,000
246 VEHICLE REPAIRS	36,089	34,000	34,000	34,000
270 WASTE DISPOSAL SERVICE	1,210	10,000	10,000	10,000
280 STATE PERMITS	38,962	49,500	49,500	42,000
281 METER REPAIR & REPLACEMENT	9,073	12,000	12,000	14,500

<b>Notes:</b>	Increase in Service Cost
Calibration Services for Meters for water supply company's system connections, Fire hydrant construction meters and Fire hydrant backflow preventer costs have risen over the last 12 months.	
CITY MANAGER'S COMMENTS: Approved	

287 WATER PURCHASES	11,453,474	13,520,450	13,520,450	15,643,500
288 WATERLINE REPAIR & REPLAC	2,732	195,000	195,000	195,000
289 RESERVOIR MAINT. & REPAIR	216,374	244,150	244,150	479,250

<b>Notes:</b>	Upgrades to Water Towers
\$6,070 Replace defective light on the third floor at Springer, and North County water towers with energy-efficient LED lighting.	
\$117,810 Replace existing garage doors with insulated garage doors at Springer, N. Country, and Southside water towers. The current overhead doors are not insulated. It is hard to keep instrumentation from freezing in cold weather conditions without using portable heaters that have to be monitored 24/7.	
<p>\$180,000 Chlorine Injection System</p> <p>For the last several years the area around the North Country Elevated Storage Tank (EST) has experienced low chlorine residuals. The Water Department has been flushing multiple fire hydrants in the area more than normal throughout the summers, and the North Country EST has also been "dumped" on multiple occasions to help with these residual issues. The City's consultant has suggested an automated chemical injection system, that would introduce the proper chemicals, to help this problem. The estimated cost for permit exceptions through TCEQ and the equipment &amp; installation is approximately \$180,000.</p>	
CITY MANAGER'S COMMENTS: Approved	

CONTRACTUAL Totals	11,923,269	14,331,700	14,371,700	16,924,750
--------------------	------------	------------	------------	------------

<b>Fund</b>	<b>Department</b>	<b>Division</b>
02 Water Sewer	60 Utility Services	63 Water Operations

<b>G/L Account</b>	<b>2021 Actual Amount</b>	<b>2022 Adopted Budget</b>	<b>2022 Amended Budget</b>	<b>2023 City Manager Approved</b>
--------------------	---------------------------	----------------------------	----------------------------	-----------------------------------

*SUPPLIES*

301 OFFICE SUPPLIES	1,201	2,550	2,550	2,550
310 PRINTING & BINDING	484	2,000	2,000	2,000
323 SMALL TOOLS	22,281	34,850	34,850	34,850
325 SAFETY SUPPLIES	7,053	10,800	10,800	10,800
331 FUEL & LUBRICANTS	63,519	66,500	88,500	80,000
333 CHEMICAL	7,739	13,500	13,500	13,500
335 PROPANE	11,135	15,000	15,000	15,000
341 CONSTRUCTION & REPAIR SUP	68,384	70,000	70,000	70,000
347 GENERAL MAINT. SUPPLY	14,258	18,000	18,000	18,000
380 FIRE HYDRANT MAINT SUPPLY	13,689	11,000	11,000	11,000
381 WATER PIPE FITTINGS	49,109	50,000	50,000	50,000
382 METER SUPPLIES	407,269	600,000	600,000	600,000
<i>SUPPLIES Totals</i>	666,121	894,200	916,200	907,700

*OPERATIONS*

410 DUES & SUBSCRIPTIONS	1,433	2,400	2,400	2,400
415 RECRUITING EXPENSES	350	500	500	500
430 TUITION & TRAINING	5,331	15,350	15,350	15,350
436 TRAVEL	1,011	5,000	5,000	5,000
<i>OPERATIONS Totals</i>	8,125	23,250	23,250	23,250

*UTILITIES*

501 ELECTRICITY	264,837	250,000	275,000	275,000
507 CELLULAR TELEPHONE	10,441	13,500	13,500	13,500
508 TELEPHONE SERVICE	1,585	5,000	5,000	5,000
<i>UTILITIES Totals</i>	276,862	268,500	293,500	293,500

*CAPITAL*

623 VEHICLES	-	69,250	69,250	135,000
--------------	---	--------	--------	---------

<b>Notes:</b>	New Vehicle
<p>\$60,000 for a 3/4-ton crew cab truck with utility bed. The new vehicle will replace a 2016 3/4-ton super cab truck with 154,273 miles. The 2016 truck is operated 24/7 for on-call purposes after hours and during business hours throughout the week.</p> <p>\$75,000 for a one-ton Crew Cab Truck with Utility Bed and Crane The new vehicle will replace a 2008 3/4-ton super cab truck with 115,958 miles used for fire hydrant and valve repair. The 2008 truck needs \$20,376 in repairs.</p> <p><b>CITY MANAGER'S COMMENTS: Approved</b></p>	

633 INFRASTRUCTURE IMPROVEMEN	-	217,050	217,050	-
<i>CAPITAL Totals</i>	-	286,300	286,300	135,000

<b>WATER OPERATIONS Totals</b>	<b>14,070,602</b>	<b>17,089,050</b>	<b>17,222,050</b>	<b>19,602,050</b>
--------------------------------	-------------------	-------------------	-------------------	-------------------

## SEWER OPERATIONS

<b>Fund</b>	<b>Department</b>	<b>Division</b>
02 Water & Sewer	60 Utility Services	67 Sewer Operations

### Expenditure Summary

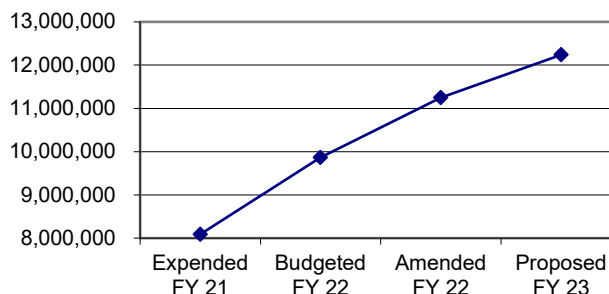
	Actual 20-21	Budgeted 21-22	Amended 21-22	Proposed 22-23
Personnel	1,204,493	1,135,000	1,272,000	1,228,650
Contractual	6,610,251	8,046,050	9,246,050	10,331,200
Supplies	149,071	242,950	276,050	251,450
Operational	9,588	17,200	20,200	17,700
Utilities	116,385	105,500	115,500	120,500
Capital	-	318,450	318,450	288,300
<b>Total</b>	<b>8,089,790</b>	<b>9,865,150</b>	<b>11,248,250</b>	<b>12,237,800</b>

### Personnel Schedule

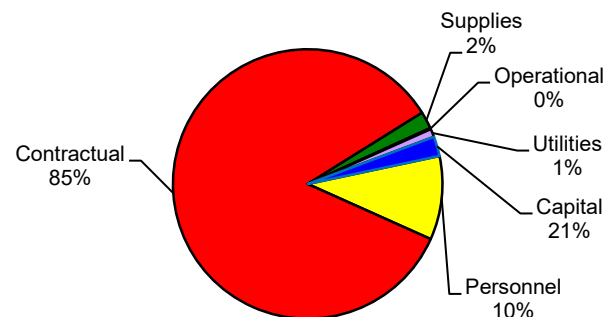
<u>Position</u>	<u>Classification</u>	<u>FY 22 Approved</u>	<u>FY 23 Proposed</u>
Wastewater - Field Supervisor	22	1	1
Production Technician - Field Superviso	22	1	1
Crew Leader	16	2	2
FOG Agent	15	1	1
Production Technician II	14	2	2
Equipment Operator	13	2	2
Production Technician I	11	1	1
Infiltration Technician	11	1	1
Maintenance Worker II	10	5	5

### Activity Trends

**Financial History**



**FY 23 Expenditures by Category**



<b>Fund</b>	<b>Department</b>	<b>Division</b>
02 Water Sewer	60 Utility Services	67 Sewer Operations

G/L Account	2021 Actual Amount	2022 Adopted Budget	2022 Amended Budget	2023 City Manager Approved
-------------	--------------------------	---------------------------	---------------------------	----------------------------------

*PERSONNEL SERVICES*

101 SALARIES & WAGES-SUPERVISOR	149,255	160,950	160,950	174,700
107 SALARIES & WAGES-LABOR	631,101	670,350	640,350	732,350
109 SALARIES & WAGES-OVERTIME	176,693	90,000	215,000	90,000
113 EDUCATION/CERTIFICATE PAY	2,400	3,600	3,600	3,600
114 LONGEVITY PAY	9,545	10,500	10,500	10,200
120 FICA & MEDICARE EXPENSE	72,733	63,600	73,600	69,400
122 T.M.R.S. RETIREMENT EXPENSE	162,767	136,000	168,000	148,400

*PERSONNEL SERVICES Totals*      1,204,493      1,135,000      1,272,000      1,228,650

*CONTRACTUAL*

213 CONSULTING FEES	29,960	50,000	50,000	350,000
---------------------	--------	--------	--------	---------

<b>Notes:</b>	<b>Wastewater Monitoring</b>
<p>\$300,000 Waste water monitoring is required by the Capacity Maintenance Operations M to be done every 5 years (due in 2019). Due to Covid and the unknown budget impacts during 2020 and 2021, we delayed this monitoring. This monitoring will also assist in the 2023-2024 updates to the Master Sewer Plan and Impact fees. The project cost is estimated and will need to be completed in spring 2023 when rainfall will be at its highest to monitor water inflow and infiltration into the sewer system.</p>	
<p><b>CITY MANAGER'S COMMENTS:</b> <i>Approved</i></p>	

231 SERVICE-MAINT. CONTRACTS	176,272	284,350	284,350	241,000
237 UNIFORM SERVICE	8,343	14,700	14,700	14,700
240 EQUIPMENT REPAIRS	23,484	32,000	32,000	32,000
242 EQUIPMENT RENTAL & LEASE	19,886	10,000	10,000	10,000
246 VEHICLE REPAIRS	21,765	33,500	33,500	33,500
279 INDUSTRIAL PRE-TREATMENT	82,394	101,900	101,900	99,250
282 LIFT STATION MAINTENANCE	135,729	290,650	290,650	157,650
284 SEWER LINE REPAIR & RPCMT	197,675	342,350	342,350	342,350
285 SQUABBLE TREATMENT PLANT	574,839	699,400	699,400	756,750
286 BUFFALO CREEK TREATMENT PLANT	1,523,113	1,470,000	1,470,000	1,603,850
292 REGIONAL WASTEWATER SYSTEM	3,816,791	4,717,200	5,917,200	6,690,150

*CONTRACTUAL Totals*      6,610,251      8,046,050      9,246,050      10,331,200

*SUPPLIES*

301 OFFICE SUPPLIES	343	1,500	1,500	1,500
323 SMALL TOOLS	16,187	25,000	25,000	25,000
325 SAFETY SUPPLIES	11,143	17,200	17,200	17,200
331 FUEL & LUBRICANTS	60,551	63,500	96,600	72,000
333 CHEMICAL	2,986	7,900	7,900	7,900
341 CONSTRUCTION & REPAIR SUPPLIES	39,030	89,000	89,000	89,000

<b>Fund</b>	<b>Department</b>	<b>Division</b>
02 Water Sewer	60 Utility Services	67 Sewer Operations

G/L Account	2021 Actual Amount	2022 Adopted Budget	2022 Amended Budget	2023 City Manager Approved				
347 GENERAL MAINTENANCE SUPPLIES	8,305	16,250	16,250	16,250				
385 LIFT STATION SUPPLIES	10,526	22,600	22,600	22,600				
<i>SUPPLIES Totals</i>	149,071	242,950	276,050	251,450				
<i>OPERATIONS</i>								
410 DUES & SUBSCRIPTIONS	1,870	2,700	2,700	2,700				
415 RECRUITING EXPENSES	1,303	-	3,000	500				
430 TUITION & TRAINING	5,108	10,700	10,700	10,700				
436 TRAVEL	1,307	3,800	3,800	3,800				
<i>OPERATIONS Totals</i>	9,588	17,200	20,200	17,700				
<i>UTILITIES</i>								
501 ELECTRICITY	105,957	95,000	105,000	110,000				
507 CELLULAR TELEPHONE	10,429	10,500	10,500	10,500				
<i>UTILITIES Totals</i>	116,385	105,500	115,500	120,500				
<i>CAPITAL</i>								
621 FIELD MACHINERY & EQUIPMENT	-	228,900	228,900	61,500				
<table border="1" style="width: 100%; border-collapse: collapse;"> <tr> <td style="width: 40%;"><b>Notes:</b></td> <td>Replace Push Camera</td> </tr> <tr> <td colspan="2"> <p>\$11,500 to Replace Push Camera - the current push camera used for viewing the inside of small sewer lines requires repair, but parts are no longer available due to its age.</p> <p>\$50,000 to purchase a 5075E John Deere tractor to replace a 1981 Ford 3610 that is in poor condition. The wastewater division will use the tractor to mow easements to gain easy access to aerial crossings and sewer mains in remote locations.</p> <p><b>CITY MANAGER'S COMMENTS: Approved</b></p> </td> </tr> </table>					<b>Notes:</b>	Replace Push Camera	<p>\$11,500 to Replace Push Camera - the current push camera used for viewing the inside of small sewer lines requires repair, but parts are no longer available due to its age.</p> <p>\$50,000 to purchase a 5075E John Deere tractor to replace a 1981 Ford 3610 that is in poor condition. The wastewater division will use the tractor to mow easements to gain easy access to aerial crossings and sewer mains in remote locations.</p> <p><b>CITY MANAGER'S COMMENTS: Approved</b></p>	
<b>Notes:</b>	Replace Push Camera							
<p>\$11,500 to Replace Push Camera - the current push camera used for viewing the inside of small sewer lines requires repair, but parts are no longer available due to its age.</p> <p>\$50,000 to purchase a 5075E John Deere tractor to replace a 1981 Ford 3610 that is in poor condition. The wastewater division will use the tractor to mow easements to gain easy access to aerial crossings and sewer mains in remote locations.</p> <p><b>CITY MANAGER'S COMMENTS: Approved</b></p>								
623 VEHICLES	-	89,550	89,550	226,800				
<table border="1" style="width: 100%; border-collapse: collapse;"> <tr> <td style="width: 40%;"><b>Notes:</b></td> <td>Replacement Dump Truck</td> </tr> <tr> <td colspan="2"> <p>\$166,800 for a 12-yard dump truck to replace a 21-year-old 2001 5-yard dump truck with 31,036 miles. The new dump truck will pull the backhoe trailer and backhoe to and from job sites as well as loads of excavated dirt, asphalt, and concrete to dump area.</p> <p>If approved, the 2001 dump truck would be utilized by Parks Department. Currently, Parks is using a 1997 model dump truck that was decommissioned from the Water Division of Public Works several years ago.</p> <p><b>CITY MANAGER'S COMMENTS: Approved</b></p> </td> </tr> </table>					<b>Notes:</b>	Replacement Dump Truck	<p>\$166,800 for a 12-yard dump truck to replace a 21-year-old 2001 5-yard dump truck with 31,036 miles. The new dump truck will pull the backhoe trailer and backhoe to and from job sites as well as loads of excavated dirt, asphalt, and concrete to dump area.</p> <p>If approved, the 2001 dump truck would be utilized by Parks Department. Currently, Parks is using a 1997 model dump truck that was decommissioned from the Water Division of Public Works several years ago.</p> <p><b>CITY MANAGER'S COMMENTS: Approved</b></p>	
<b>Notes:</b>	Replacement Dump Truck							
<p>\$166,800 for a 12-yard dump truck to replace a 21-year-old 2001 5-yard dump truck with 31,036 miles. The new dump truck will pull the backhoe trailer and backhoe to and from job sites as well as loads of excavated dirt, asphalt, and concrete to dump area.</p> <p>If approved, the 2001 dump truck would be utilized by Parks Department. Currently, Parks is using a 1997 model dump truck that was decommissioned from the Water Division of Public Works several years ago.</p> <p><b>CITY MANAGER'S COMMENTS: Approved</b></p>								
<table border="1" style="width: 100%; border-collapse: collapse;"> <tr> <td style="width: 40%;"><b>Notes:</b></td> <td>250 – Super Cab Truck with Utility Bed</td> </tr> <tr> <td colspan="2"> <p>\$60,000 – 3/4-ton crew cab truck with utility bed. The new vehicle will replace a 2008 3/4-ton super cab truck with 118,281 miles used for sewer service calls. The 2008 truck needs \$29,138 in repairs.</p> <p><b>CITY MANAGER'S COMMENTS: Approved</b></p> </td> </tr> </table>					<b>Notes:</b>	250 – Super Cab Truck with Utility Bed	<p>\$60,000 – 3/4-ton crew cab truck with utility bed. The new vehicle will replace a 2008 3/4-ton super cab truck with 118,281 miles used for sewer service calls. The 2008 truck needs \$29,138 in repairs.</p> <p><b>CITY MANAGER'S COMMENTS: Approved</b></p>	
<b>Notes:</b>	250 – Super Cab Truck with Utility Bed							
<p>\$60,000 – 3/4-ton crew cab truck with utility bed. The new vehicle will replace a 2008 3/4-ton super cab truck with 118,281 miles used for sewer service calls. The 2008 truck needs \$29,138 in repairs.</p> <p><b>CITY MANAGER'S COMMENTS: Approved</b></p>								
<i>CAPITAL Totals</i>	-	318,450	318,450	288,300				

<b>SEWER OPERATIONS Totals</b>	<b>8,089,790</b>	<b>9,865,150</b>	<b>11,248,250</b>	<b>12,237,800</b>
--------------------------------	------------------	------------------	-------------------	-------------------

# **SPECIAL REVENUE**

## SUMMARY OF OPERATIONS

**Fund**  
10 Cemetery

	Actual 20-21	Budgeted 21-22	Amended 21-22	Proposed 22-23
Total Revenues	12,478	12,250	14,750	12,250
Total Expenditures	1,850	22,500	17,500	40,500
Excess Revenues Over (Under) Expenditures	10,628	(10,250)	(2,750)	(28,250)
Fund Balance - Beginning	92,461	93,461	103,089	100,339
Fund Balance - Ending	103,089	83,211	100,339	72,089

## SUMMARY OF REVENUES

**Fund**

10 Cemetery

Account	Description	Actual 20-21	Budgeted 21-22	Amended 21-22	Proposed 22-23
4001	Interest Earnings	51	-	-	-
4720	Cemetery Receipts	10,902	10,000	12,500	10,000
4722	Registration & Permit Fees	1,525	2,250	2,250	2,250
<b>Total Revenues</b>		<b>12,478</b>	<b>12,250</b>	<b>14,750</b>	<b>12,250</b>



### SUMMARY OF EXPENDITURES

**Fund**  
10 Cemetery

	Actual 20-21	Budgeted 21-22	Amended 21-22	Proposed 22-23
Contractual	1,850	22,500	17,500	5,000
Supplies	-	-	-	35,500
<b>Total</b>	<b>1,850</b>	<b>22,500</b>	<b>17,500</b>	<b>40,500</b>

<b>Fund</b>
10 Cemetery

G/L Account	2021 Actual Amount	2022 Adopted Budget	2022 Amended Budget	2023 City Manager Approved
-------------	--------------------------	---------------------------	---------------------------	----------------------------------

*CONTRACTUAL*

213 CONSULTING FEES	-	5,000	-	-
247 GROUNDS MAINTENANCE	1,850	17,500	17,500	5,000
<i>CONTRACTUAL Totals</i>	1,850	22,500	17,500	5,000

*SUPPLIES*

341 CONSTRUCTION & REPAIR SUP	-	-	-	35,500
-------------------------------	---	---	---	--------

**Notes:** Perimeter Fencing

We've been asked to consider adding decorative fencing around the perimeter of the Cemetery. Not the full length but simply the areas where it meets private property. There is a dilapidated fence on the north side which would be replaced and the east side would be an addition of fencing.

We will approach the adjacent developers about assisting with those areas which abut their new projects.

We asked for quotes from an area fence contractor to determine the budget but the project will be sealed bid due to its size.

**CITY MANAGER'S COMMENTS: Approved**

<i>CAPITAL Totals</i>	-	-	-	35,500
-----------------------	---	---	---	--------

<b>CEMETERY FUND Totals</b>	<b>1,850</b>	<b>22,500</b>	<b>17,500</b>	<b>40,500</b>
-----------------------------	--------------	---------------	---------------	---------------

## SUMMARY OF OPERATIONS

**Fund**

11 Public Safety Funds

	Actual 20-21	Budgeted 21-22	Amended 21-22	Proposed 22-23
Total Revenues	88,538	65,500	65,500	72,050
Total Expenditures	55,255	58,100	72,700	41,650
Excess Revenues Over (Under) Expenditures	33,283	7,400	(7,200)	30,400
Net Other Financing Sources (Uses)	-	-	-	-
Net Gain (Loss)	33,283	7,400	(7,200)	30,400
Fund Balance - Beginning	66,475	59,275	99,758	92,558
Fund Balance - Ending	99,758	66,675	92,558	122,958

## SUMMARY OF REVENUES

**Fund**

11 Public Safety Funds

Account	Description	Actual 20-21	Budgeted 21-22	Amended 21-22	Proposed 22-23
4001	Interest Earnings	40	-	-	-
4054	Donations - Police Activities	9,885	1,000	1,000	1,000
4058	Donations - Fire	1,800	-	-	500
4070	Donations - Silent Partners	2,000	-	-	-
4415	Court Security Fee	15,254	15,000	15,000	15,000
4420	Technology Fee	12,957	16,000	16,000	16,000
4425	Child Safety Fines	2,923	5,000	5,000	5,000
4430	Local Truancy Fund	15,298	-	-	-
4520	County Contracts	28,381	28,500	28,500	34,550
<b>Total Revenues</b>		<b>88,538</b>	<b>65,500</b>	<b>65,500</b>	<b>72,050</b>

## SUMMARY OF EXPENDITURES

**Fund**

11 Public Safety Funds

	Actual 20-21	Budgeted 21-22	Amended 21-22	Proposed 22-23
Contractual	54,955	53,500	68,100	37,050
Operational	300	4,600	4,600	4,600
<b>Total Expenditures</b>	<b>55,255</b>	<b>58,100</b>	<b>72,700</b>	<b>41,650</b>

<b>Fund</b> 11 Public Safety
---------------------------------

<b>G/L Account</b>	<b>2021 Actual Amount</b>	<b>2022 Adopted Budget</b>	<b>2022 Amended Budget</b>	<b>2023 City Manager Approved</b>
<i>CONTRACTUAL</i>				
208 EMERGENCY SERVICES CORP	34,096	28,500	30,000	34,550
231 SERVICE MAINTENANCE CONTRACTS	20,859	25,000	38,100	2,500
<i>CONTRACTUAL Totals</i>	54,955	53,500	68,100	37,050
<i>OPERATIONS</i>				
406 SPECIAL EVENTS	-	1,000	1,000	1,000
430 TUITION & TRAINING	-	1,000	1,000	1,000
463 DONATIONS EXPENSE -FIRE	300	-	-	-
464 CERT EXPENSES	-	1,600	1,600	1,600
466 SILENT PARTNERS PROGRAM	-	1,000	1,000	1,000
<i>OPERATIONS Totals</i>	300	4,600	4,600	4,600
<b>PUBLIC SAFETY FUNDS Totals</b>	<b>55,255</b>	<b>58,100</b>	<b>72,700</b>	<b>41,650</b>

## SUMMARY OF OPERATIONS

**Fund**

12 Recreational Development

	Actual 20-21	Budgeted 21-22	Amended 21-22	Proposed 22-23
Total Revenues	685,650	725,000	720,200	730,000
Total Expenditures	771,698	1,361,000	1,405,300	873,500
Excess Revenues Over (Under) Expenditures	(86,048)	(636,000)	(685,100)	(143,500)
Net Other Financing Sources (Uses)	-	800,000	837,000	-
Net Gain (Loss)	(86,048)	164,000	151,900	(143,500)
Fund Balance - Beginning	1,281,501	925,351	1,195,453	1,347,353
Fund Balance - Ending	1,195,453	1,089,351	1,347,353	1,203,853

## SUMMARY OF REVENUES

**Fund**

12 Recreational Development

Account	Description	Actual 20-21	Budgeted 21-22	Amended 21-22	Proposed 22-23
4001	Interest Earnings	440	-	-	-
4019	Misc. Revenue	575	-	-	-
4050	Donations	8,345	10,000	5,200	10,000
4250	Recreation Program Fees	135,916	165,000	165,000	165,000
4252	RBSL Revenues	212,373	245,000	245,000	245,000
4256	Rib Rub Revenues	9,687	10,000	10,000	10,000
4700	Takeline Concessions	299,664	275,000	275,000	275,000
4750	Land Lease Revenues	18,650	20,000	20,000	25,000
<b>Total Revenues</b>		<b>685,650</b>	<b>725,000</b>	<b>720,200</b>	<b>730,000</b>



## SUMMARY OF OPERATING TRANSFERS

**Fund**

12 Recreational Development

	Actual 20-21	Budgeted 21-22	Amended 21-22	Proposed 22-23
Other Financing Sources				
Operating Transfers In	-	800,000	837,000	-
General Fund	-	-		-
<b>Total Other Financing Sources</b>	-	800,000	837,000	-
Operating Transfers Out To General Fund	-	-	-	-
<b>Total Other Financing Uses</b>	-	-	-	-
<b>Net Other Financing Sources (Uses)</b>	-	800,000	837,000	-

## SUMMARY OF EXPENDITURES

**Fund**

12 Recreational Development

	Actual 20-21	Budgeted 21-22	Amended 21-22	Proposed 22-23
Contractual	164,303	288,000	288,000	448,000
Supplies	96,778	160,000	160,000	60,000
Operations	12,117	52,000	59,000	59,000
Capital Outlay	498,500	861,000	898,300	306,500
<b>Total Expenditures</b>	<b>771,698</b>	<b>1,361,000</b>	<b>1,405,300</b>	<b>873,500</b>

<b>Fund</b> 12 Recreation Development
--

G/L Account	2021 Actual Amount	2022 Adopted Budget	2022 Amended Budget	2023 City Manager Approved
-------------	--------------------------	---------------------------	---------------------------	----------------------------------

*CONTRACTUAL*

213 CONSULTING FEES	9,500	3,000	3,000	38,000
---------------------	-------	-------	-------	--------

<b>Notes:</b>	TCEQ Landfill Application
---------------	---------------------------

\$35,000  
This is for the TCEQ Non Enclosed Structure Landfill Application and Engineering to evaluate the Cornelius Old Household Landfill before it can be developed into a park.

**CITY MANAGER'S COMMENTS:** Approved

234 MARKETING	29,311	30,000	30,000	30,000
235 BANK CHARGES	13,101	20,000	20,000	20,000
239 RECREATION CONTRACT	48,130	80,000	80,000	80,000
245 POOL REPAIR & MAINTENANCE	8,337	10,000	10,000	135,000

<b>Notes:</b>	Myers Swimming Pool Plaster
---------------	-----------------------------

\$125,000  
The swimming pool is beginning to be structurally compromised to the point that the plaster needs to be removed all the way down to the gunite which is the reason for the high cost of the project. There are large sections of plaster we are worried may come loose during the 2022 pool season and this project becomes very critical after this season.

**CITY MANAGER'S COMMENTS:** Approved

260 ATHLETIC PROGRAMS	55,924	145,000	145,000	145,000
-----------------------	--------	---------	---------	---------

<i>CONTRACTUAL Totals</i>	164,303	288,000	288,000	448,000
---------------------------	---------	---------	---------	---------

<b>Fund</b> 12 Recreation Development
--

G/L Account	2021 Actual Amount	2022 Adopted Budget	2022 Amended Budget	2023 City Manager Approved
-------------	--------------------------	---------------------------	---------------------------	----------------------------------

*SUPPLIES*

	341 CONSTRUCTION MATERIALS SUPPLIES	72,369	125,000	125,000	25,000
	360 ATHLETIC PROGRAM SUPPLIES	13,326	20,000	20,000	20,000
	391 RECREATION PROGRAM SUPPLIES	11,083	15,000	15,000	15,000
	<i>SUPPLIES Totals</i>	96,778	160,000	160,000	60,000

*OPERATIONS*

	406 SPECIAL EVENTS	393	42,000	42,000	42,000
	406 RIB RUB EXPENSES	11,725	10,000	17,000	17,000

<b>Notes:</b>	Rib Rub Event
\$7,000 overage in the 2021 Rib Rub Event.	
CITY MANAGER'S COMMENTS: Approved	

<i>OPERATIONS Totals</i>	12,117	52,000	59,000	59,000
--------------------------	--------	--------	--------	--------

*CAPITAL*

	610 FURNITURE & FIXTURES	11,636	16,000	16,000	55,000
--	--------------------------	--------	--------	--------	--------

<b>Notes:</b>	Furniture for the Center
\$55,000 for new tables and chairs for the event spaces. This furniture gets a lot of use and has to be replaced every few years. The current tables and chairs have lots of visible wear and tear.	
CITY MANAGER'S COMMENTS: Approved	

	633 INFRASTRUCTURE IMPROVEMENT	458,403	-	-	-
--	--------------------------------	---------	---	---	---

<b>Fund</b> 12 Recreation Development
--

G/L Account	2021 Actual Amount	2022 Adopted Budget	2022 Amended Budget	2023 City Manager Approved
643 PLAYGROUND EQUIPMENT	28,462	845,000	882,300	251,500

Notes:	New Projects
<p>\$100,000 Shade structures at playgrounds This is probably the #1 request from citizens: this would allow us to put shade over swing bays in 10 - 12 playground locations</p> <p>\$20,000 Re-lamp the entire Leon Tuttle Athletic Complex sports field lighting with Phillips bulbs. This would eliminate costly bulb replacements of 5 to 7 bulbs per month and varying degrees of bulb color and brightness for 2 to 3 years.</p> <p>\$50,000 Core aerate and top-dress Leon Tuttle Athletic Complex with 600 tons of USGA golf course sand. This will improve turf quality,, drainage and field safety.</p> <p>\$17,500 Resurface Harry Myers Pickleball court. The courts are so popular the 3 year old surface has become slick and is thinning to the point of seeing concrete through it. This will improve the look and increase player safety.</p> <p>\$11,500 This is to replace the natural turfgrass with artificial turfgrass on the northside of courts that continues to have to be re-sodded and only last about 2 weeks due to heavy play.</p> <p>\$37,500 Resurface Foxchase, Hickory Ridge and Shores Basketball courts. The courts are very popular the older surfaces have become slick and is thinning to the point of seeing concrete through it. this project will also repair concrete cracks and this will improve the look and increase player safety.</p> <p>\$15,000 Install Dog Park obstacle / agility course at Harry Myers.</p> <p style="color: green;">CITY MANAGER'S COMMENTS: Approved</p>	

<i>CAPITAL Totals</i>	498,500	861,000	898,300	306,500
-----------------------	---------	---------	---------	---------

<b>RECREATION Totals</b>	<b>771,698</b>	<b>1,361,000</b>	<b>1,405,300</b>	<b>873,500</b>
--------------------------	----------------	------------------	------------------	----------------

## SUMMARY OF OPERATIONS

**Fund**

14 Street Improvements

	Actual 20-21	Budgeted 21-22	Amended 21-22	Proposed 22-23
Total Revenues	303	-	-	-
Total Expenditures	-	72,000	77,000	-
Excess Revenues Over (Under) Expenditures	303	(72,000)	(77,000)	-
Net Other Financing Sources (Uses)	-	-	-	-
Net Gain (Loss)	303	(72,000)	(77,000)	-
Fund Balance - Beginning	478,180	511,680	478,483	401,483
Fund Balance - Ending	478,483	439,680	401,483	401,483

## SUMMARY OF REVENUES

**Fund**  
14 Street Improvements

Account	Description	Actual 20-21	Budgeted 21-22	Amended 21-22	Proposed 22-23
4001	Interest Earnings	303	-	-	-
<b>Total Revenues</b>		<b>303</b>	<b>-</b>	<b>-</b>	<b>-</b>

## SUMMARY OF EXPENDITURES

**Fund**

14 Street Improvements

	Actual 20-21	Budgeted 21-22	Amended 21-22	Proposed 22-23
Supplies	-	72,000	77,000	-
<b>Total Expenditures</b>	-	<b>72,000</b>	<b>77,000</b>	-



<b>Fund</b> 14 Street Improvement
--------------------------------------

<b>G/L Account</b>	<b>2021 Actual Amount</b>	<b>2022 Adopted Budget</b>	<b>2022 Amended Budget</b>	<b>2023 City Manager Approved</b>
<i>SUPPLIES</i>				
393 INRASTRUCTURE IMPROVEMEN	-	72,000	77,000	-
<i>SUPPLIES Totals</i>	-	72,000	77,000	-
<b>STREET IMPROVEMENT FUND Totals</b>	<b>-</b>	<b>72,000</b>	<b>77,000</b>	<b>-</b>

## SUMMARY OF OPERATIONS

**Fund**

16 Fire Equipment Fund

	Actual 20-21	Budgeted 21-22	Amended 21-22	Proposed 22-23
Total Revenues	68,369	68,750	68,750	65,650
Total Expenditures	36,118	102,500	102,500	50,500
Excess Revenues Over (Under) Expenditures	32,251	(33,750)	(33,750)	15,150
Net Other Financing Sources (Uses)	-	-	-	-
Net Gain (Loss)	32,251	(33,750)	(33,750)	15,150
Fund Balance - Beginning	168,832	175,382	201,084	167,334
Fund Balance - Ending	201,084	141,632	167,334	182,484

## SUMMARY OF REVENUES

**Fund**

16 Fire Equipment Fund

Account	Description	Actual 20-21	Budgeted 21-22	Amended 21-22	Proposed 22-23
4001	Interest Earnings	119	500	500	-
4535	County Fire Calls	68,250	68,250	68,250	65,650
<b>Total Revenues</b>		<b>68,369</b>	<b>68,750</b>	<b>68,750</b>	<b>65,650</b>

## SUMMARY OF EXPENDITURES

**Fund**

16 Fire Equipment Fund

	Actual 20-21	Budgeted 21-22	Amended 21-22	Proposed 22-23
Contractual	-	50,000	50,000	-
Supplies	1,489	7,000	7,000	5,000
Capital Outlay	34,629	45,500	45,500	45,500
<b>Total Expenditures</b>	<b>36,118</b>	<b>102,500</b>	<b>102,500</b>	<b>50,500</b>

<b>Fund</b> 16 Fire Equipment
----------------------------------

G/L Account	2021 Actual Amount	2022 Adopted Budget	2022 Amended Budget	2023 City Manager Approved
<i>CONTRACTUAL</i>				
213 CONSULTING FEES	-	50,000	50,000	-
<i>CONTRACTUAL Totals</i>	-	50,000	50,000	-
<i>SUPPLIES</i>				
377 VOLUNTEER SERVICES	1,489	7,000	7,000	5,000
<i>SUPPLIES Totals</i>	1,489	7,000	7,000	5,000
<i>CAPITAL</i>				
621 FIELD MACHINERY & EQUIPMENT	34,629	45,500	45,500	45,500
623 VEHICLES	-	-	-	-
<i>CAPITAL Totals</i>	34,629	45,500	45,500	45,500
<b>FIRE EQUIPMENT FUND Totals</b>	<b>36,118</b>	<b>102,500</b>	<b>102,500</b>	<b>50,500</b>

**Notes:** new and replacement vehicles

\$1,700,000 Replacement aerial ladder for Ladder 1 (2009 model). By the time we receive a new truck it will likely be the end of 2024 putting Ladder 1 at approximately 15 years of age.

\$300,000 Replacement brush truck for Brush Truck 4, a 2004 model which will be 19 - 20 years old (depending on build time) at the time of replacement.

\$100,000 Loose equipment for both new apparatus requested above.

CITY MANAGER'S COMMENTS: Approved, will be funded from Reserves when truck builds are complete.

## SUMMARY OF OPERATIONS

**Fund**

17 Airport Special Revenue

	Actual 20-21	Budgeted 21-22	Amended 21-22	Proposed 22-23
Total Revenues	110,723	144,400	127,000	124,500
Total Expenditures	70,782	160,700	160,700	93,500
Excess Revenues Over (Under) Expenditures	39,941	(16,300)	(33,700)	31,000
Net Other Financing Sources (Uses)	-	-	-	-
Net Gain (Loss)	39,941	(16,300)	(33,700)	31,000
Fund Balance - Beginning	54,433	108,083	94,374	60,674
Fund Balance - Ending	94,374	91,783	60,674	91,674

## SUMMARY OF REVENUES

**Fund**

17 Airport Special Revenue

Account	Description	Actual 20-21	Budgeted 21-22	Amended 21-22	Proposed 22-23
4001	Interest Earnings	6	-	-	-
4500	Grant Proceeds	31,713	19,900	5,000	-
4750	Land Lease	77,389	120,000	120,000	120,000
4752	F.B.O. Lease	1,615	4,500	2,000	4,500
Total Revenues		110,723	144,400	127,000	124,500

<b>SUMMARY OF EXPENDITURES</b>
--------------------------------

<b>Fund</b>
-------------

17 Airport Special Revenue
----------------------------

	Actual 20-21	Budgeted 21-22	Amended 21-22	Proposed 22-23
Contractual	8,121	27,200	27,200	27,200
Supplies	-	1,000	1,000	1,000
Operational	61,722	131,000	131,000	63,800
Utilities	938	1,500	1,500	1,500
<b>Total Expenditures</b>	<b>70,782</b>	<b>160,700</b>	<b>160,700</b>	<b>93,500</b>



<b>Fund</b> 17 Aviation
----------------------------

G/L Account	2021 Actual Amount	2022 Adopted Budget	2022 Amended Budget	2023 City Manager Approved
<i>CONTRACTUAL</i>				
227 INSURANCE-REAL PROPERTY	1,491	1,500	1,500	1,500
229 INSURANCE-LIABILITY	500	500	500	500
240 EQUIPMENT REPAIRS	2,306	3,000	3,000	3,000
244 BUILDING REPAIRS	545	17,000	17,000	17,000
246 VEHICLE REPAIRS	3,279	5,000	5,000	5,000
280 STATE PERMITS	-	200	200	200
<i>CONTRACTUAL Totals</i>	8,121	27,200	27,200	27,200
<i>SUPPLIES</i>				
339 FUEL TANK REPAIRS	-	1,000	1,000	1,000
<i>SUPPLIES Totals</i>	-	1,000	1,000	1,000
<i>OPERATIONS</i>				
409 GRANT MATCHING	61,722	131,000	131,000	63,800

<b>Notes:</b>	<b>RAMP Grant Projects</b>
<p>RAMP Projects are reimbursed 50/50 up to \$100,000:</p> <p>\$800 AWOS - Automated Weather Observation System.</p> <p>\$6,000 AWOS Maintenance Agreement – 4 quarterly inspections required. Contract with DBT.</p> <p>\$2,000 Herbicide treatment for runway and taxiways</p> <p>\$55,000 Hangar Pad Replacements - The City has rebuilt 5 open T-hangar pads at the airport in the last few budget cycles. This project involves replacing 5 more old asphalt hangar pads with new concrete pads, making them more desirable for renting to airport customers.</p> <p>Total RAMP Grant Request: \$63,800</p> <p><b>CITY MANAGER'S COMMENTS: Approved</b></p>	

<b>Fund</b> 17 Aviation
----------------------------

<b>G/L Account</b>	<b>2021 Actual Amount</b>	<b>2022 Adopted Budget</b>	<b>2022 Amended Budget</b>	<b>2023 City Manager Approved</b>
--------------------	-----------------------------------	------------------------------------	------------------------------------	---

<b>Notes:</b>	<b>NPE Grant Project</b>
<p>Non-Primary Entitlement Grant Funds are typically 90% / 10% local match. TXDOT Aviation is telling the City that it will be closer to 70% / 30% on this project if funded</p> <p>The Airport has a Letter of Interest submitted for funding at TXDOT Aviation to replace the existing runway lighting system with a new Medium Intensity Runway Light (MIRL). The existing runway lighting system is more than 30 years old and needs to be replaced. The City’s electrical contractor has indicated it will be difficult to continue to repair it in the future. The beacon is approximately the same age and has been repaired several times over many years.</p> <p>There is currently \$600,000 allocated to the Ralph M Hall / Rockwall Municipal Airport in the federal Non-Primary Entitlement grant fund and more than a \$1m in funding allocated in FY 2021-2025. TXDOT Aviation is programming these projects into the Federal Airport CIP Program. The highest priority would be the new runway lighting system. This funding request was approved in the FY 22 budget, but the flow of grant funds from the federal government to the state government, which administers the program on behalf of the FAA has not been timely in 2022. It is requested that these funds be reallocated for FY 23.</p> <p>The request is to fund the City’s portion of the grant to replace the entire runway lighting system, including a Precision Approach Pathway Indicator lighting system, new beacon, and lighted wind cone. These are eligible for 90/10 funding through the NPE Grant Program.</p> <p>Install Medium Intensity Runway Lights: \$637,680                  Lighted Wind Cone: \$31,130                  New Beacon Tower: \$75,570                  Engineering / Design: \$95,416                  Construction Admin/Testing: \$81,882</p> <p><b>CITY MANAGER COMMENTS:</b> The runway lighting system will be further studied in light of the limited grant opportunities available.</p>	

	<i>OPERATIONS Totals</i>	61,722	131,000	131,000	63,800
<i>UTILITIES</i>					
501 ELECTRICITY		938	1,500	1,500	1,500
	<i>UTILITIES Totals</i>	938	1,500	1,500	1,500

<b>AVIATION FUND Totals</b>	<b>70,782</b>	<b>160,700</b>	<b>160,700</b>	<b>93,500</b>
-----------------------------	---------------	----------------	----------------	---------------

## SUMMARY OF OPERATIONS

**Fund**  
18 Recycling

	Actual 20-21	Budgeted 21-22	Amended 21-22	Proposed 22-23
Total Revenues	24	-	-	-
Total Expenditures	-	-	-	-
Excess Revenues Over (Under) Expenditures	24	-	-	-
Net Other Financing Sources (Uses)	-	-	-	-
Net Gain (Loss)	24	-	-	-
Fund Balance - Beginning	54,262	412	54,286	54,286
Fund Balance - Ending	54,286	412	54,286	54,286

## SUMMARY OF REVENUES

**Fund**  
18 Recycling

Account	Description	Actual 20-21	Budgeted 21-22	Amended 21-22	Proposed 22-23
4001	Interest Earnings	24	-	-	-
<b>Total Revenues</b>		24	-	-	-

## SUMMARY OF EXPENDITURES

**Fund**

18 Recycling

	Actual 20-21	Budgeted 21-22	Amended 21-22	Proposed 22-23
Operational	-	-	-	-
<b>Total Expenditures</b>	-	-	-	-

## SUMMARY OF OPERATIONS

**Fund**

24 Downtown Fund

	Actual 20-21	Budgeted 21-22	Amended 21-22	Proposed 22-23
Total Revenues	10,000	10,000	10,000	10,000
Total Expenditures	6,911	10,000	7,000	35,500
Excess Revenues Over (Under) Expenditures	3,089	-	3,000	(25,500)
Net Gain (Loss)	3,089	-	3,000	(25,500)
Fund Balance - Beginning	25,801	23,301	28,890	31,890
Fund Balance - Ending	28,890	23,301	31,890	6,390

## SUMMARY OF REVENUES

**Fund**

24 Downtown Fund

Account	Description	Actual 20-21	Budgeted 21-22	Amended 21-22	Proposed 22-23
4050	Donations	10,000	10,000	10,000	10,000
Total Revenues		10,000	10,000	10,000	10,000

## SUMMARY OF EXPENDITURES

**Fund**

24 Downtown Fund

	Actual 20-21	Budgeted 21-22	Amended 21-22	Proposed 22-23
Contractual	2,000	5,000	2,000	5,000
Supplies	-	2,500	2,500	28,000
Operational	4,911	2,500	2,500	2,500
<b>Total Expenditures</b>	<b>6,911</b>	<b>10,000</b>	<b>7,000</b>	<b>35,500</b>



<b>Fund</b> 24 Downtown Improvement
--

G/L Account	2021 Actual Amount	2022 Adopted Budget	2022 Amended Budget	2023 City Manager Approved						
<i>CONTRACTUAL</i>										
293 GRANT PROGRAM	2,000	5,000	2,000	5,000						
<i>CONTRACTUAL Totals</i>	2,000	5,000	2,000	5,000						
<i>SUPPLIES</i>										
347 GENERAL MAINTENANCE SUPPLIES	-	2,500	2,500	28,000						
<table style="width: 100%; border-collapse: collapse;"> <tr> <td style="width: 40%;"><b>Notes:</b></td> <td>Dumpster Enclosure</td> </tr> <tr> <td colspan="2" style="font-size: small;">\$15,000 Increase size of dumpster enclosure to accommodate 4 dumpsters instead of the current 2 dumpsters.</td> </tr> <tr> <td colspan="2" style="color: green;">CITY MANAGER'S COMMENTS: Approved</td> </tr> </table>					<b>Notes:</b>	Dumpster Enclosure	\$15,000 Increase size of dumpster enclosure to accommodate 4 dumpsters instead of the current 2 dumpsters.		CITY MANAGER'S COMMENTS: Approved	
<b>Notes:</b>	Dumpster Enclosure									
\$15,000 Increase size of dumpster enclosure to accommodate 4 dumpsters instead of the current 2 dumpsters.										
CITY MANAGER'S COMMENTS: Approved										
<table style="width: 100%; border-collapse: collapse;"> <tr> <td style="width: 40%;"><b>Notes:</b></td> <td>Update Square Christmas Decorations</td> </tr> <tr> <td colspan="2" style="font-size: small;">\$13,000 Refresh and update the Downtown Christmas decorations.</td> </tr> <tr> <td colspan="2" style="color: green;">CITY MANAGER'S COMMENTS: Approved</td> </tr> </table>					<b>Notes:</b>	Update Square Christmas Decorations	\$13,000 Refresh and update the Downtown Christmas decorations.		CITY MANAGER'S COMMENTS: Approved	
<b>Notes:</b>	Update Square Christmas Decorations									
\$13,000 Refresh and update the Downtown Christmas decorations.										
CITY MANAGER'S COMMENTS: Approved										
<i>SUPPLIES Totals</i>	-	2,500	2,500	28,000						
<i>OPERATIONS</i>										
406 SPECIAL EVENTS	2,238	-	-	-						
469 PROMOTION EXPENSE	2,674	2,500	2,500	2,500						
<i>OPERATIONS Totals</i>	4,911	2,500	2,500	2,500						
<b>DOWNTOWN IMPROVEMENT Totals</b>										
	6,911	10,000	7,000	35,500						

## SUMMARY OF OPERATIONS

**Fund**

26 Narcotics - Seizure Awards

	Actual 20-21	Budgeted 21-22	Amended 21-22	Proposed 22-23
Total Revenues	389,488	-	8,600	-
Total Expenditures	107,305	10,000	136,150	66,950
Excess Revenues Over (Under) Expenditures	282,183	(10,000)	(127,550)	(66,950)
Net Other Financing Sources (Uses)	-	-	-	-
Net Gain (Loss)	282,183	(10,000)	(127,550)	(66,950)
Fund Balance - Beginning	263,690	340,040	545,873	418,323
Fund Balance - Ending	545,873	330,040	418,323	351,373

## SUMMARY OF REVENUES

**Fund**

26 Narcotics - Seizure Awards

Account	Description	Actual 20-21	Budgeted 21-22	Amended 21-22	Proposed 22-23
4550	Seizure Revenue	389,488	-	8,600	-
<b>Total Revenues</b>		<b>389,488</b>	<b>-</b>	<b>8,600</b>	<b>-</b>

### SUMMARY OF EXPENDITURES

**Fund**  
26 Narcotics - Seizure Awards

	Actual 20-21	Budgeted 21-22	Amended 21-22	Proposed 22-23
Contractual	42,559	-	42,200	-
Supplies	64,746	-	6,150	-
Operational	-	10,000	10,000	10,000
Capital	-	-	77,800	56,950
<b>Total Expenditures</b>	<b>107,305</b>	<b>10,000</b>	<b>136,150</b>	<b>66,950</b>

<b>Fund</b>
26 Seized Funds

G/L Account	2021 Actual Amount	2022 Adopted Budget	2022 Amended Budget	2023 City Manager Approved
<i>CONTRACTUAL</i>				
213 CONSULTING	24,783	-	-	-
218 COURT COSTS FOR SEIZED FUNDS	2,163	-	3,150	-
246 SERVICE MAINTENANCE CONTRACTS	15,613	-	39,050	-
<i>CONTRACTUAL Totals</i>	42,559	-	42,200	-
<i>SUPPLIES</i>				
321 UNIFORMS	64,746	-	2,450	-
373 INVESTIGATION SUPPLIES	-	-	3,700	-
<i>SUPPLIES Totals</i>	64,746	-	6,150	-
<i>OPERATIONS</i>				
451 CONFIDENTIAL FUNDS	-	10,000	10,000	10,000
<i>OPERATIONS Totals</i>	-	10,000	10,000	10,000
<i>CAPITAL</i>				
612 COMPUTER EQUIPMENT	-	-	9,800	-
624 POLICE EQUIPMENT	-	-	68,000	56,950

<b>Notes:</b>	Covert Camera System
<p>\$20,740 Ground Covert Camera System</p> <p>The Box” camera system is a weather resistant covert camera with the ability to view and record video from anywhere using cellular data. The device is disguised as an electrical box and is battery operated. It can be placed in any location quickly with or without shore power. Solar support allows an average of 8 to 9 days of use. There are several situations where investigations could be better directed with continuous video surveillance. Investigators would have the ability to gather intelligence at a location in a matter of minutes by reviewing video rather than spending many unnecessary hours sitting at a location.</p> <p>Cost w/ freight shipping</p> <ul style="list-style-type: none"> <li>• Utility Pedestal Camera \$20,740</li> </ul> <p>o Includes PTZ camera, software, solar panel, battery, and 1 year of 24 hour technical support.</p> <p style="color: green; margin-top: 10px;"><b>CITY MANAGER'S COMMENTS: Approved</b></p>	

<b>Fund</b> 26 Seized Funds
--------------------------------

G/L Account	2021 Actual Amount	2022 Adopted Budget	2022 Amended Budget	2023 City Manager Approved
-------------	--------------------------	---------------------------	---------------------------	----------------------------------

<b>Notes:</b>	SWAT equipment
<p>\$19,500 Tactical Throw Robot Purchase of a tactical throw robot and its accessories. This robot will provide rapid deployment with minimal noise during operation thus enhancing safety of officers and reduction of exposure to lethal weapons while helping to ensure the overall success of tactical operations. It is further capable of being thrown over long distances inside of a structure when no other means of access are available to provide a level of real time intelligence that cannot be garnered from other sources.</p> <p>\$9,700 SWAT/HNT Pole Camera System Purchase of (2) two pole camera systems. These camera systems will aid the Rockwall Police Department by improving the safety of both officers and suspects during a high-risk tactical operation. The camera systems are capable of voice transmission and can also be utilized by crisis negotiators if necessary while maintaining visual contact. The camera systems are capable of being deployed into dark attics or crawl spaces via rope or pole. This allows officers to have real-time intelligence access where other devices are not capable of operating.</p> <p>\$7,000 Tactical Medical Support Team A one-time purchase of protective and medical equipment in an effort to properly equip the newly founded Tactical Emergency Medical Team with Rockwall County EMS. The protective and medical equipment will be utilized by highly trained tactical medics to address and treat injuries while providing lifesaving measures to both officers and citizens in the community.</p> <p style="color: green;">CITY MANAGER'S COMMENTS: Approved</p>	

<i>CAPITAL Totals</i>	-	-	77,800	56,950
-----------------------	---	---	--------	--------

OPERATING TRANSFERS

<i>OPERATING TRANSFERS Totals</i>	-	-	-	-
-----------------------------------	---	---	---	---

<b>SEIZED FUNDS - NARCOTICS Totals</b>	<b>107,305</b>	<b>10,000</b>	<b>136,150</b>	<b>66,950</b>
--	----------------	---------------	----------------	---------------

# **INTERNAL SERVICES**



City of Rockwall  
*The New Horizon*

**CITY OF ROCKWALL  
 MEMORANDUM**

**TO: Mary Smith, City Manager**  
**FROM: Shawn Yerks**  
**Director, Human Resources**  
**CC: Joey Boyd, Asst. City Manager**  
**DATE: 8/19/2022**  
**SUBJECT: City's Health & Welfare Programs**

**General Overview**

The City of Rockwall has partnered with **Holmes Murphy** since January 2012 for broker and consultant services to ensure the City stays informed on local healthcare trends, vendor alternatives, expected cost projections, Healthcare Reform and other legal and legislative topics that impact the City's health plan. In January of 2017, the City changed third-party administrators for administration of the health plan from Group & Pension Administrators, Inc. (GPA) to **Cigna**. The results show that this was a prudent decision due to improved network access, provider discounts, medical management, improved Pharmacy contract, and lower overall administrative fees.

**Health Care Cost Summary**

As the chart below indicates, the City has experienced a continued rise in healthcare claims and costs since the 2014 plan year, but overall claims costs have decreased since the move to Cigna due to improved network access and discounts. Based on paid claims through June 2022, it is projected that the 2022 claim expense will be lower, or close to the 2021 expense indicated below.

**History of Claims Cost:**

<b>Cal. Year</b>	<b>Claims Cost</b>	<b>Annual Cost PEPY</b>	<b># of EEs @ YR End</b>
2014	\$2,425,875	\$10,279	236
2015	\$2,914,258	\$12,143	240
2016	\$2,889,527	\$12,040	240
2017	\$2,143,055	\$8,607	249
2018	\$2,000,568	\$8,099	247
2019	\$1,793,897	\$6,795	269
2020	\$1,632,063	\$6,000	274
2021	\$1,933,245	\$6,783	288

**Prescription Benefits Plan**

The chart below shows that the City of Rockwall's prescription claims increased significantly in 2016. For the last two (2) Plan years, costs have gone up by +12% annually. Some of this is due to increased headcount (see Health Care Employees covered). Overall, Pharmacy costs and increases have outpaced other medical related expenses since these benefits were not impacted by Covid-related shutdowns, or deferred services during the Pandemic. The normative benchmark for Pharmacy trend for 2021-23 is currently between +12% to 14% for the next plan year, driven primarily from new expensive Specialty Drugs that have come to market that the City's members' may need to treat their conditions. Cigna is working to lower this trend through its Prescription Drug Formulary which incentivizes members to try alternate lower costs drugs first, prior to selecting the more costly prescription alternative. Worth noting is that the City's historical Pharmacy trend Per Employee Per Month (PEPM) has been +5% since 2018 which is lower than other local Employers.



PLAN YEAR	RX EXPENSE PAID	% INCREASE/DECREASE
2014	\$624,073	+21.5%
2015	\$594,363	-5%
2016	\$741,688	+24.8%
2017	\$662,776	-10.6%
2018	\$662,906	0.0%
2019	\$698,900	+5.0%
2020	\$787,121	+12.6%
2021	\$894,567	+12.2%

Note: Claims cost does not include Admin Fees.

### Administrative Fees

The City also pays administrative fees to Cigna to administer the Medical, Pharmacy, Dental and Vision benefits. Additionally, the City purchases Stop Loss Insurance to protect it against large claims, which are included in the below administrative fees. Stop Loss Insurance begins once total claims exceed \$100,000 per individual.

For 2021, the estimated fees paid annually to Cigna for these services were:

- *Cigna Administrative fees* - \$649,732

Stop Loss insurance premiums for large individual claims continues to be one of the biggest challenges that all employers face due to the inherent uncertainty of these claims, the fact that employers now have unlimited Lifetime Maximums, and that few carriers are in the market to insure these claims. Municipal employers have additional challenges due to the presence of certain high-risk employee groups and potential retirees.

### Healthcare Reform

The City also pays fees related to the *Affordable Care Act (Healthcare Reform)*, which is required.

For 2022, the actual fees paid were, based on 2021 enrollment:

- *Patient Centered Outcomes Research Institute (PCORI) Fee* - \$1,432 annually.

These fees were budgeted in the 2021 funding rates, but paid in July of 2022.

### Pre-65 Retiree Insurance

In May of 2018, Pre-65 Retiree Health Insurance benefits were offered to eligible employees. Since that time, 29 employees have retired and 11 have elected Pre-65 coverage. Currently we have 9 employees still on the plan. TMLIEBP typically announces the new rates in September. Rates did not increase for plan year 2021 or 2022 but we anticipate an increase for plan year 2023. Please be advised, that a steady increase in expenses is expected as rates increase and tenured employees retire.

## SUMMARY OF OPERATIONS

**Fund**

31 Employee Benefits

	Actual 20-21	Budgeted 21-22	Amended 21-22	Proposed 22-23
Total Revenues	1,719,919	1,033,000	1,223,000	1,046,000
Total Expenditures	5,020,530	4,565,500	4,565,500	4,611,500
Operating Income (Loss)	(3,300,611)	(3,532,500)	(3,342,500)	(3,565,500)
Non-Operating Revenues	1,256	2,500	2,500	2,500
Non-Operating Income (Loss)	1,256	2,500	2,500	2,500
Net Income (Loss) Before Transfers	(3,299,355)	(3,530,000)	(3,340,000)	(3,563,000)
Net Transfers In (Out)	3,060,000	3,670,000	3,670,000	3,670,000
Net Income (Loss)	(239,355)	140,000	330,000	107,000
Retained Earnings - Beginning	1,143,849	923,499	904,494	1,234,494
Retained Earnings - Ending	904,494	1,063,499	1,234,494	1,341,494

## SUMMARY OF REVENUES

**Fund**

31 Employee Benefits

Account	Description	Actual 20-21	Budgeted 21-22	Amended 21-22	Proposed 22-23
Operating Revenues					
4019	Miscellaneous (REDC)	21,000	21,000	21,000	21,000
4840	Retiree Premiums	43,721	40,000	40,000	40,000
4850	Employee Contributions	981,157	952,000	952,000	965,000
4860	Stop Loss Reimbursements	674,041	20,000	210,000	20,000
<b>Total Operating Revenues</b>		<b>1,719,919</b>	<b>1,033,000</b>	<b>1,223,000</b>	<b>1,046,000</b>
Non-Operating Revenues					
4001	Interest Earnings	1,256	2,500	2,500	2,500
<b>Total Non-Operating Revenues</b>		<b>1,256</b>	<b>2,500</b>	<b>2,500</b>	<b>2,500</b>
<b>Total Revenues</b>		<b>1,721,175</b>	<b>1,035,500</b>	<b>1,225,500</b>	<b>1,048,500</b>

## SUMMARY OF OPERATING TRANSFERS

**Fund**

31 Employee Benefits

	Actual 20-21	Budgeted 21-22	Amended 21-22	Proposed 22-23
Operating Transfers In				
From General Fund	2,250,000	2,750,000	2,750,000	2,750,000
From Water & Sewer Fund	810,000	920,000	920,000	920,000
<b>Total Operating Transfers In</b>	<b>3,060,000</b>	<b>3,670,000</b>	<b>3,670,000</b>	<b>3,670,000</b>
Operating Transfers Out				
To Workers Compensation Fund	-	-	-	-
<b>Total Operating Transfers Out</b>	<b>-</b>	<b>-</b>	<b>-</b>	<b>-</b>
<b>Net Operating Transfers In (Out)</b>	<b>3,060,000</b>	<b>3,670,000</b>	<b>3,670,000</b>	<b>3,670,000</b>

## SUMMARY OF EXPENSES

**Fund**

31 Employee Benefits

	Actual 20-21	Budgeted 21-22	Amended 21-22	Proposed 22-23
Operating Expenses				
Operations	5,020,530	4,565,500	4,565,500	4,611,500
<b>Total Expenditures</b>	<b>5,020,530</b>	<b>4,565,500</b>	<b>4,565,500</b>	<b>4,611,500</b>

<b>Fund</b>
31 Employee Benefits

ACCOUNT	2021 Actual Expense	2022 Adopted Budget	2022 Amended Budget	2023 Manager Approved
<b>40 Operational</b>				
422 EMPLOYEE ACTIVITIES	2,043	45,000	45,000	45,000
440 ADMINISTRATION FEES	171,594	185,000	185,000	185,000
441 REINSURANCE PREMIUMS	588,303	679,500	679,500	725,500
442 PAID HEALTH CLAIMS	4,033,775	3,450,000	3,450,000	3,450,000
443 LIFE INSURANCE PREMIUMS	24,786	26,000	26,000	26,000
448 RETIREE INSURANCE PREMIUMS	200,029	180,000	180,000	180,000
<b>Operational TOTAL . . . . . :</b>	<b>5,020,530</b>	<b>4,565,500</b>	<b>4,565,500</b>	<b>4,611,500</b>
<b>Employee Benefits TOTAL . . . . . :</b>	<b>5,020,530</b>	<b>4,565,500</b>	<b>4,565,500</b>	<b>4,611,500</b>



**CITY OF ROCKWALL  
MEMORANDUM**

**TO:** Mary Smith, City Manager  
**FROM:** Shawn Yerks  
 Director, Human Resources  
**CC:** Joey Boyd, Asst. City Manager  
**DATE:** 8/19/22  
**SUBJECT:** Employee Safety Program

In 1990, the City issued Certificates of Obligation for \$2,000,000 to fund a self-insured workers' compensation program. The bond issue was paid off in August 2000. Claims processing is managed by the Texas Municipal League with the City paying deductible expenses up to \$100,000 per occurrence, with an aggregate exposure of \$300,000.

The City's self-funded Risk Management Program includes many components that have worked well together over the past several years to ensure and promote a safe work environment for all our employees. These include: *job placement assessments, drug/alcohol testing, job evaluation & site assessments, job specific safety training, incident investigation and reporting, workplace inspections, risk assessments and analysis* conducted by TMLIRP.

The HR staff reviews the claims data to identify potential trends in the following areas: *types of injuries, injuries occurring within certain job classifications, injuries resulting from types of equipment or specific job tasks, severity of claims, number of "days lost", and costs.* In addition, employees are encouraged to report *incidents without injuries* in order to assist in tracking and identifying potential safety hazards that can be corrected pro-actively.

The *reportable incidents* have increased from 59 to 82, the *number of days away from work* increased from 240 to 357 and the *days on restricted or light duty* have increased from 55 to 139. The increase in *total days away from work* and the *reportable incidents* are due to COVID cases in the Police and Fire department. The *total days restricted duty (light duty)* increased from 55 to 139, over 60 of those days is from one claim. However, the medical costs incurred and the total loss for Rockwall has decreased. Please be advised these numbers will change due to not having the full FY data. Legislative action prescribed that Police and Fire COVID claims are presumed work related unless shown otherwise. This has greatly increased these claims across the TML workers comp member cities.

This year's data fully supports the recommendation to fund the safety incentive to employees.

Fiscal Year	Total # of EE Receiving A Pay Check	Reportable Incidents	Non-Reportable Incidents	Total Days Away From Work	Indemnity Incurred	Total Days Restricted Duty (Light Duty)	Medical Costs Incurred	Total Loss for Rockwall
16/17	302	28	34	29	\$ 9,675	216	\$ 49,191	\$ 58,282
17/18	302	22	65	87	\$ 18,582	297	\$ 62,913	\$ 94,784
18/19	345	30	32	50	\$ 16,099	222	\$ 45,020	\$ 50,077
19/20	334	49	27	75	\$ 35,888	218	\$ 39,438	\$ 64,749
20/21	371	59	46	240	\$ 94,548	55	\$ 77,594	\$ 125,266
21/22	386	82	27	357	\$ 41,584	139	\$ 60,428	\$ 106,305

The City has achieved great results over the majority of the past 25 years in managing claim costs.

## SUMMARY OF OPERATIONS

**Fund**

32 Worker's Compensation

	Actual 20-21	Budgeted 21-22	Amended 21-22	Proposed 22-23
Non-Operating Revenues	913	1,000	1,000	1,000
Operating Expenses	399,475	280,250	280,250	302,950
<b>Operating Income (Loss)</b>	<b>(398,562)</b>	<b>(279,250)</b>	<b>(279,250)</b>	<b>(301,950)</b>
Net Transfers In (Out)	235,000	265,000	265,000	290,000
<b>Net Income (Loss)</b>	<b>(163,562)</b>	<b>(14,250)</b>	<b>(14,250)</b>	<b>(11,950)</b>
Retained Earnings - Beginning	708,389	640,789	544,827	530,577
<b>Retained Earnings - Ending</b>	<b>544,827</b>	<b>626,539</b>	<b>530,577</b>	<b>518,627</b>



## SUMMARY OF REVENUES

**Fund**

32 Worker's Compensation

Account	Description	Actual 20-21	Budgeted 21-22	Amended 21-22	Proposed 22-23
Non-Operating Revenues					
4001	Interest Earnings	413	500	500	500
4019	Miscellaneous	500	500	500	500
<b>Total Non-Operating Revenues</b>		<b>913</b>	<b>1,000</b>	<b>1,000</b>	<b>1,000</b>
<b>Total Revenues</b>		<b>913</b>	<b>1,000</b>	<b>1,000</b>	<b>1,000</b>

<b>SUMMARY OF OPERATING TRANSFERS</b>				
<b>Fund</b>				
32 Worker's Compensation				
	Actual	Budgeted	Amended	Proposed
	20-21	21-22	21-22	22-23
Operating Transfers In				
From General Fund	180,000	200,000	200,000	225,000
From Water & Sewer Fund	55,000	65,000	65,000	65,000
Net Operating Transfers In (Out)	235,000	265,000	265,000	290,000

## SUMMARY OF EXPENSES

**Fund**

32 Worker's Compensation

	Actual 20-21	Budgeted 21-22	Amended 21-22	Proposed 22-23
Operational	399,475	280,250	280,250	302,950
<b>Total Operating Expenses</b>	<b>399,475</b>	<b>280,250</b>	<b>280,250</b>	<b>302,950</b>
<b>Total Expenditures</b>	<b>399,475</b>	<b>280,250</b>	<b>280,250</b>	<b>302,950</b>

<b>Fund</b>
32 Worker's Compensation

ACCOUNT	2021 Actual Expense	2022 Adopted Budget	2022 Amended Budget	2023 Manager Approved
<b>40 Operational</b>				
431 SAFETY TRAINING	1,107	1,000	1,000	1,000
440 ADMINISTRATION FEES	58,123	60,100	60,100	77,950
444 PAID LOSSES	184,307	125,000	125,000	125,000
445 INCURRED (ESTIMATED) LOSSES	81,011	-	-	-
446 SAFETY INCENTIVES	74,772	89,150	89,150	94,000
447 DRUG TESTING	155	5,000	5,000	5,000
<b>Operational TOTAL . . . . .:</b>	<b>399,475</b>	<b>280,250</b>	<b>280,250</b>	<b>302,950</b>
<b>Worker's Compensation TOTAL . . . . .:</b>	<b>399,475</b>	<b>280,250</b>	<b>280,250</b>	<b>302,950</b>





## Budget History

	2010-11	2011-12	2012-13	2013-14	2014-15	2015-16	2016-17	2017-18	2018-19	2019-20	2020-21	2021-22	2022-23
<b>Records</b>													
<b>(Transitioned from Pol-Admin and CID beginning FY 06-07 )</b>													
Personnel Sgt	---	---	---	---	---	1	1	1	1	1	1	1	1
Computer Manager	1	1	1	1	1	1	1	1	1	1	1	1	---
Network Technician	1	1	1	1	1	1	1	1	1	1	1	1	---
Records/Property Mgr.	1	1	1	1	1	---	---	---	---	---	---	---	---
Records Clerk	2	2	2	2	2	3	3	3	3	3	3	3	3
	<b>5</b>	<b>5</b>	<b>5</b>	<b>5</b>	<b>5</b>	<b>6</b>	<b>6</b>	<b>6</b>	<b>6</b>	<b>6</b>	<b>6</b>	<b>6</b>	<b>4</b>
<b>POLICE DEPT TOTALS</b>	<b>91.50</b>	<b>92.50</b>	<b>97.00</b>	<b>100.50</b>	<b>100.50</b>	<b>103.00</b>	<b>104.00</b>	<b>105.00</b>	<b>108.00</b>	<b>109.00</b>	<b>109.00</b>	<b>117.00</b>	<b>119.00</b>
<b>Sworn</b>	<b>71.00</b>	<b>72.00</b>	<b>76.00</b>	<b>78.00</b>	<b>78.00</b>	<b>79.00</b>	<b>81.00</b>	<b>82.00</b>	<b>84.00</b>	<b>85.00</b>	<b>85.00</b>	<b>92.00</b>	<b>94.00</b>
<b>Planning</b>													
Director	1	1	1	1	1	1	1	1	1	1	1	1	1
Senior Planner						1	1	1	1	1	1	---	---
Planner	1	2	2	1	1	1	1	1	1	---	---	2	2
P&Z Manager	1	1	---	1	1	---	---	---	1	1	1	---	---
GIS Coordinator/Supv	1	1	1	1	1	1	1	1	1	1	1	1	1
Main Street Manager	1	1	1	---	---	---	---	---	---	---	---	---	---
Planning/Zoning Coord.	1	1	---	---	1	1	1	1	1	1	1	1	1
GIS Analyst	---	---	---	---	---	---	---	---	---	---	---	1	1
GIS Technician	---	---	1	1	1	1	2	2	2	2	2	1	1
Planning Technician	1	---	1	1	---	---	---	---	---	---	---	---	1
	<b>7</b>	<b>7</b>	<b>7</b>	<b>6</b>	<b>6</b>	<b>6</b>	<b>7</b>	<b>7</b>	<b>8</b>	<b>7</b>	<b>7</b>	<b>7</b>	<b>8</b>
<b>Neighborhood Improvement</b>													
Code Enforcement Supv.	1	1	1	1	1	1	1	1	1	1	1	1	1
Code Enforcement Officer	4.5	4.5	4.5	3	3	3	3	3	3	3	3	3	3
Code Enforcement Coord.	1	1	1	1	1	1	1	1	1	1	1	1	1
	<b>6.5</b>	<b>6.5</b>	<b>6.5</b>	<b>5</b>	<b>5</b>	<b>5</b>	<b>5</b>	<b>5</b>	<b>5</b>	<b>5</b>	<b>5</b>	<b>5</b>	<b>5</b>
<b>Inspections</b>													
Director Bldg Insp/Code Enf	1	1	1	---	---	---	---	---	---	---	---	---	---
Building Official	---	---	---	1	1	1	1	1	1	1	1	1	1
Building Inspection Supv.	---	---	---	---	1	1	1	1	1	1	1	1	1
Plans Examiner	1	1	1	1	1	1	1	1	1	1	1	1	1
Building Inspector	4	4	4	4	3	3	3	3	3	3	3	3	3
Permit Technician	2	2	2	2	2	2	2	2	2	2	2	2	2
	<b>8</b>	<b>8</b>	<b>8</b>	<b>8</b>	<b>8</b>	<b>8</b>	<b>8</b>	<b>8</b>	<b>8</b>	<b>8</b>	<b>8</b>	<b>8</b>	<b>8</b>
<b>Parks</b>													
Superintendent	1	1	1	1	1	1	1	1	1	1	1	1	1
Field Supervisor	---	---	---	---	---	---	1	1	1	1	1	1	1
Crew Leader	4	4	4	3	3	3	2	2	3	3	4	4	4
Equip. Operator	3	3	3	4	4	4	4	4	3	3	2	2	2
Irrigaton Tech	1	1	1	1	1	1	1	1	1	1	1	1	1
Maint. Worker	9	9	9	9	10	10	10	10	10	14	14	14	14
Landscape Beaut. Coord.	---	---	---	---	---	---	---	---	---	---	---	---	---
	<b>18</b>	<b>18</b>	<b>18</b>	<b>18</b>	<b>19</b>	<b>19</b>	<b>19</b>	<b>19</b>	<b>19</b>	<b>23</b>	<b>23</b>	<b>23</b>	<b>23</b>
<b>Harbor</b>													
Crew Leader	1	1	1	1	1	1	1	1	1	1	1	1	1
Maint. Worker	1	1	1	1	1	1	1	1	1	1	1	1	1
	<b>2</b>	<b>2</b>	<b>2</b>	<b>2</b>	<b>2</b>	<b>2</b>	<b>2</b>	<b>2</b>	<b>2</b>	<b>2</b>	<b>2</b>	<b>2</b>	<b>2</b>
<b>Recreation</b>													
Director	1	1	---	---	---	---	---	1	1	1	1	1	1
Recreation Superintendent	1	1	1	1	1	1	1	1	1	1	1	1	1
PARD Manager	1	1	1	1	1	1	1	---	---	---	---	---	---
Athletics & Special Program	---	---	---	1	1	1	1	1	1	1	1	1	1
Special Events Coordinator	---	---	---	---	---	---	---	---	---	---	---	1	1
Recreation Coordinator	1	1	1	1	1	1	1	1	1	1	1	1	1
Secretary	1	1	1	1	1	1	1	1	1	1	1	1	1
Recreation Assistant	1	1	1	1	1	1	1	1	1	1	1	1	1
	<b>6</b>	<b>6</b>	<b>5</b>	<b>6</b>	<b>6</b>	<b>6</b>	<b>6</b>	<b>6</b>	<b>6</b>	<b>6</b>	<b>6</b>	<b>7</b>	<b>7</b>

## Budget History

	2010-11	2011-12	2012-13	2013-14	2014-15	2015-16	2016-17	2017-18	2018-19	2019-20	2020-21	2021-22	2022-23
<b>Animal Services</b>													
Supervisor	1	1	---	---	---	---	---	---	---	---	---	---	---
Crew Leader	---	---	1	1	1	1	1	1	1	1	1	1	1
Officer	5	5	2	2	2	2	2	2	2	2	2	2	2
Shelter Attendant	2	2	---	---	---	---	---	---	---	---	---	---	---
	<b>8</b>	<b>8</b>	<b>3</b>	<b>3</b>	<b>3</b>	<b>3</b>	<b>3</b>	<b>3</b>	<b>3</b>	<b>3</b>	<b>3</b>	<b>3</b>	<b>3</b>
<b>Streets</b>													
Superintendent	1	1	1	1	1	1	1	1	1	1	1	1	1
Field Supervisor	---	---	---	---	---	---	1	1	2	2	2	2	2
Equip. Operator II	2	2	2	2	2	2	3	3	3	3	3	3	3
Equip. Operator I	1	1	1	1	1	1	---	---	---	---	---	---	---
Crew Leader	2	2	2	2	2	2	2	2	1	1	1	1	1
Streets & Drainage Coordin.	---	---	---	---	---	---	---	---	---	---	---	---	1
Special Operations Inspecto	---	---	---	---	---	---	---	---	---	---	---	1	1
Maint. Worker	5	5	5	3	3	3	3	3	3	3	3	3	3
Sign Technician	---	---	---	2	2	2	2	2	2	2	2	2	2
	<b>11</b>	<b>11</b>	<b>11</b>	<b>11</b>	<b>11</b>	<b>11</b>	<b>12</b>	<b>12</b>	<b>12</b>	<b>12</b>	<b>12</b>	<b>13</b>	<b>14</b>
<b>Engineering</b>													
Engineer/P.W. Director	1	1	1	1	1	1	1	1	1	1	1	1	1
Assistant City Engineer	---	---	1	1	1	1	1	---	---	---	---	1	1
Civil Engineer	---	---	---	1	1	1	1	2	2	2	2	1	1
Engineer II	2	2	1	---	---	---	---	---	---	---	---	---	---
Technician/Designer	1	1	1	1	1	1	---	---	---	---	---	---	---
Construction Coordinator	---	---	---	---	---	---	---	---	---	---	---	---	---
Dev. Serv. Coord.	1	1	1	1	1	1	1	1	1	1	1	1	1
Public Serv. Coord	---	---	---	---	---	---	---	---	---	---	---	---	---
Inspector	5	5	5	5	5	5	5	5	5	5	5	5	5
	<b>10</b>	<b>10</b>	<b>10</b>	<b>10</b>	<b>10</b>	<b>10</b>	<b>9</b>	<b>9</b>	<b>9</b>	<b>9</b>	<b>9</b>	<b>9</b>	<b>9</b>
<b>Total General Fund</b>	<b>218</b>	<b>219</b>	<b>220.50</b>	<b>228.50</b>	<b>232.50</b>	<b>236.50</b>	<b>241.50</b>	<b>242.50</b>	<b>254.50</b>	<b>260.50</b>	<b>260.50</b>	<b>281.50</b>	<b>285.50</b>



## Budget History

	2010-11	2011-12	2012-13	2013-14	2014-15	2015-16	2016-17	2017-18	2018-19	2019-20	2020-21	2021-22	2022-23
<b>Water and Sewer Fund</b>													
<b>Utility Billing</b>													
Util. Billing Supervisor	1	1	1	1	1	1	1	1	1	1	1	1	1
Field Supervisor	---	---	---	---	---	---	1	1	1	1	1	1	1
Billing Clerk/Cust.Serv.Rep.	1	1	1	1	1	1	1	1	1	1	1	1	1
Cashier/Cust.Serv.Rep.	1	1	1	2	2	2	2	2	2	2	2	2	2
Meter Reader	4	4	4	4	4	4	3	3	3	3	3	4	4
Cashier/AP Clerk	1	1	1	---	---	---	---	---	---	---	---	---	---
	<b>8</b>	<b>8</b>	<b>8</b>	<b>8</b>	<b>8</b>	<b>8</b>	<b>8</b>	<b>8</b>	<b>8</b>	<b>8</b>	<b>8</b>	<b>9</b>	<b>9</b>
<b>Water Operations</b>													
Water/WW Manager	1	1	1	1	1	1	1	1	1	1	1	1	1
Superintendent	1	---	---	---	---	---	---	---	---	---	---	---	---
Operations Mgr/Field Super	1	1	1	1	1	1	1	1	1	1	1	1	1
Sr. Production Technician	---	---	---	---	1	1	1	1	1	1	1	1	1
Production Technician II	1	1	1	1	---	---	---	---	---	---	---	---	---
Production Technician I	1	1	1	1	1	1	1	1	2	2	2	2	2
Equip.Operator	1	1	1	1	1	1	1	1	1	2	2	2	2
Crew Leader	1	1	1	1	1	1	1	2	2	2	2	2	2
Fire Hydration Tech	2	2	2	2	2	2	2	2	2	2	2	2	2
Maint. Worker	5	5	4	4	4	4	4	4	4	4	4	4	4
Meter Technician	---	---	---	---	---	---	---	---	---	---	---	---	---
Backflow Prev. Coord.	---	---	---	---	---	---	---	---	---	---	---	---	---
Water Quality Tech	1	1	1	1	1	1	2	2	2	2	2	2	2
Public Works Coord	1	1	1	1	1	1	1	1	1	1	1	1	1
Conservation Coord	1	1	---	---	---	---	---	---	---	---	---	---	---
	<b>17</b>	<b>16</b>	<b>14</b>	<b>14</b>	<b>14</b>	<b>14</b>	<b>15</b>	<b>16</b>	<b>17</b>	<b>18</b>	<b>18</b>	<b>18</b>	<b>18</b>
<b>Sewer Operation</b>													
Operations Mgr/Field Super	1	1	1	1	1	1	1	1	1	1	1	1	1
Production Tech Field Supe	1	1	1	1	1	1	1	1	1	1	1	1	1
Production Technician III	2	2	2	2	2	2	2	2	3	3	3	3	3
Equip. Operator II	1	1	1	1	1	1	2	2	2	2	2	2	2
Crew Leader	1	1	1	1	1	1	2	2	2	2	2	2	2
Maint. Worker	6	6	5	5	4	4	4	4	5	5	5	5	5
FOG Agent	---	---	---	---	---	---	---	1	1	1	1	1	1
Infiltration Tech.	1	1	1	1	1	1	1	1	1	1	1	1	1
	<b>13</b>	<b>13</b>	<b>12</b>	<b>12</b>	<b>11</b>	<b>11</b>	<b>13</b>	<b>14</b>	<b>16</b>	<b>16</b>	<b>16</b>	<b>16</b>	<b>16</b>
<b>Total Water/Sewer</b>	<b>38</b>	<b>37</b>	<b>34</b>	<b>34</b>	<b>33</b>	<b>33</b>	<b>36</b>	<b>38</b>	<b>41</b>	<b>42</b>	<b>42</b>	<b>43</b>	<b>43</b>
<b>Special Crimes Unit</b>													
Sergeant	---	---	---	---	---	---	---	---	---	---	---	---	---
Patrol Officer	---	---	---	---	---	---	---	---	---	---	---	---	---
<b>Total Special Crimes Unit</b>	<b>---</b>	<b>---</b>	<b>---</b>	<b>---</b>	<b>---</b>	<b>---</b>	<b>---</b>	<b>---</b>	<b>---</b>	<b>---</b>	<b>---</b>	<b>---</b>	<b>---</b>
<b>Total Employees</b>	<b>256.00</b>	<b>256.00</b>	<b>254.50</b>	<b>262.50</b>	<b>265.50</b>	<b>269.50</b>	<b>277.50</b>	<b>280.50</b>	<b>295.50</b>	<b>302.50</b>	<b>302.50</b>	<b>324.50</b>	<b>328.50</b>